

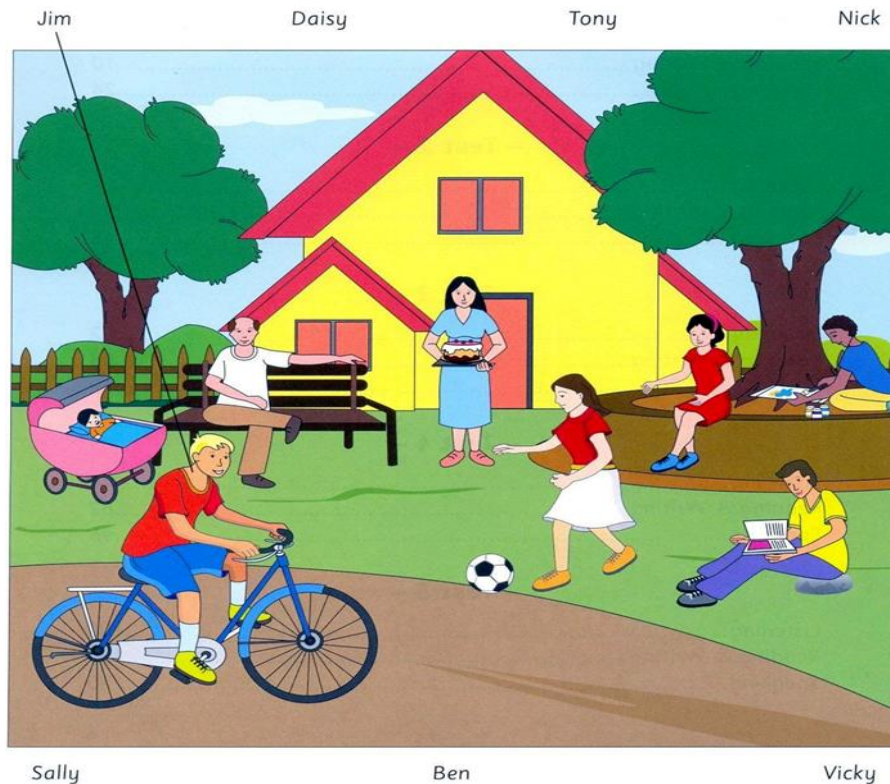
# TABLE OF CONTENT

<b>REVIEW TEST 1</b>	<b>02</b>
<b>REVIEW TEST 2</b>	<b>12</b>
<b>REVIEW TEST 3</b>	<b>22</b>
<b>REVIEW TEST 4</b>	<b>32</b>
<b>REVIEW TEST 5</b>	<b>42</b>
<b>REVIEW TEST 6</b>	<b>52</b>
<b>REVIEW TEST 7</b>	<b>62</b>
<b>REVIEW TEST 8</b>	<b>72</b>
<b>REVIEW TEST 9</b>	<b>82</b>
<b>REVIEW TEST 10</b>	<b>92</b>

# REVIEW TEST 1


## SECTION 1 – LISTENING PART 1

*Listen and draw lines. There is one example.*



## PART 2

*Read the question. Listen and write a name or a number. There are two examples.*



### Examples

What's the boy's name?

.....**Sam**.....

How old is he?

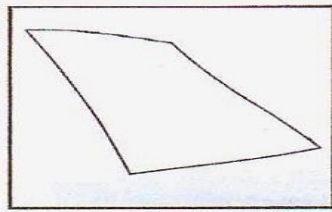
.....**10**.....

### Questions


- 1 Which class is Sam in? .....
- 2 What's the name of Sam's teacher? Mr.....
- 3 Who sits next to Sam in class? .....
- 4 How many books are in Sam's bag? .....
- 5 How old is Sam's sister? .....

## PART 3 - Test 1

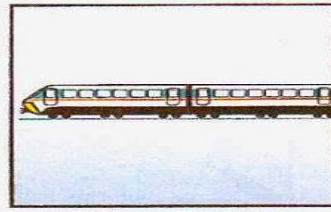
Listen and tick (✓) the box. There is one example.  
What's Bill doing?



A ☐



B ☒



C ☐

1 What's Tom playing?



A ☐



B ☐



C ☐

2 What's Nick doing?



A ☐



B ☐



C ☐

3 What's Ben doing?



A ☐




B ☐




C ☐

4 What's Kim doing?



A ☐



B ☐




C ☐

5 What's Ann painting?



A ☐




B ☐



C ☐

## PART 4 - Test 1

*Listen and colour and write. There is one example.*





## SECTION 2 – READING AND WRITING

### PART 1

*Look and read. Put a tick (✓) or a cross (✗) in the box. There are two examples*

#### Examples



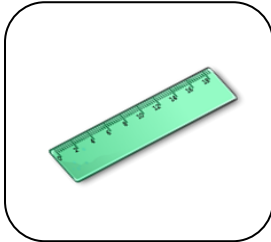
This is a camera.



This is a hippo.



1.



This is a ruler.



2.



This is a bag.



3.



This is a doll.



4.



This is a pencil.



5.



This is a dog.



## PART 2

### - 5 questions -

*Look and read. Write **yes** or **no***



### Examples

The woman is wearing a brown skirt. ....**yes**.....

The baby is sleeping. ....**no**.....

### Questions

1 There is a dog in front of the door . ....

2 There are some pears on the tree. ....

3 The girl is giving food to the ducks. ....

4 There is a goat behind the flowers. ....

5 The old man is standing up. ....


### PART 3

*Look at the pictures. Look at the letters. Write the words.*

**Example**



e a r



**Questions**



\_\_\_\_\_



\_\_\_\_\_



\_\_\_\_\_



\_\_\_\_\_



\_\_\_\_\_



## PART 4


### -5 questions-

Read this. Choose a word from the box. Write the correct word next to numbers 1-5. There is one example

### A school




Boys and.....**girls**..... come and learn in the school. It is big and wide. There are lots of classrooms in it and some children have (1) ..... in English there. In one classroom, students sit on their (2) ..... , open their (3)..... and write in it with their pens. There are lots of (4) ..... on the wall. The children draw them with their (5)..... They are happy there.





## PART 5

Look at the pictures and read the questions. Write one-word answers.



### Examples

Where are the children?

at .....**school**.....


How many children are there?

.....**five**.....

### Questions

1 What is the teacher wearing?

a .....




2 What are the girls playing with?

a .....

3 How many boys are sitting down?

.....



4 What are the children doing now?

.....


5 Who is with the children?

a .....

## SECTION 3 – SPEAKING

### PART 1


- Where is.....? Where are....? (in the big picture – student **point** to the picture and **repeat** the phrase from the examiner: Here is/ Here are ...)



### PART 2

- Which is ..... (from 8 objects - student **point** to the picture and **repeat** the phrase from the examiner: Here is/ Here are ...)

- Put (the object: ask 2 cards) + Preposition (next to/ between/ in front of/ behind/ on/ under + things in the big picture - student **puts** the card in the right position and **repeat** the phrase from the examiner: The ... (next to) the .....



### **PART 3**

*(Look at the big picture and practice)*

- *What is it*
- *What color is it?*
- *How many .....?*
- *What is/ are + person/ object + doing?*
- *Tell me about a person/ an object? (2 or 3 sentences)*

### **PART 4**

*(Ask questions among the objects – ask 4 CARDS, 3 questions for each CARD)*

- *What is it/ are these?*
- *Do you like .....?*
- *What color .....?*
- *What do you have for breakfast/ lunch/ dinner?*
- *Where do you have breakfast/ lunch/ dinner?*
- *What is/ are your favourite sport/ animal/ toy/ room/ clothes...*
- *Is there ..... in your house/ home/bedroom/ classroom/ school?*
- *Can you draw/ swim/ paint/ skate...?*

### **PART 5**

*(Ask THREE free questions)*

1a.

- *Where do you learn English?*
- *Is your English teacher a man or a woman?*
- *Who sits next to you in the class?*

1b.

- *What's your friend's name?*
- *Has your friend got long or short hair?*
- *How old is your friend?*

## REVIEW TEST 2


### SECTION 1 – LISTENING PART 1

*Listen and draw lines. There is one example.*



### PART 2

*Read the question. Listen and write a name or a number. There are two examples.*



#### Examples

What's the boy's name?

.....**Nick**.....

How old is he?

.....**9**.....

#### Questions


- 1 What's the name of Nick's dog? .....
- 2 How old is the dog? .....
- 3 Where is Nick's flat? in.....Street
- 4 Where is Nick going now? to.....Park
- 5 What number is Nick's bus? .....




### PART 3

Listen and tick (✓) the box. There is one example.

What's Sue playing with?



1 What's Tom doing?



2 Where's Mummy?



3 What's Daddy doing?



4 What game are Sam and Pat playing?




5 What's Grandfather doing?



## PART 4

*Listen and colour and write. There is one example.*



## SECTION 2 – READING AND WRITING

### PART 1

*Look and read. Put a tick (✓) or a cross (✗) in the box. There are two examples*

**Examples**



This is a dog. ☒



This is a bus. ☐

1.




This is a sofa. ☐

2.



This is a chair. ☐

3.



This is a hat. ☐

4.



This is a shirt. ☐

5.




This is a car. ☐



## PART 2

### - 5 questions -

*Look and read. Write **yes** or **no***



### Examples

The girl is reading a book. ....**yes**.....

There is a lizard on the mat. ....**no**.....

### Questions

1 The boy is sitting in an armchair. ....

2 The frog has got a guitar. ....

3 There is a doll on the television. ....

4 The cat is under the sofa. ....


5 The girl is wearing purple shoes. ....




### PART 3

Look at the pictures. Look at the letters. Write the words.

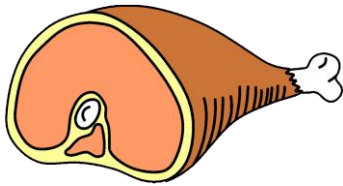
**Example**




r i c e





### Questions




\_\_\_\_\_





\_\_\_\_\_




\_\_\_\_\_



\_\_\_\_\_



\_\_\_\_\_




**PART 4****-5 questions-**

*Read this. Choose a word from the box. Write the correct word next to numbers 1-5.  
There is one example.*

**A phone**


A phone is small and it is blue, black or white. It has a lot of small.....**letters**.....  
and (1)..... from 0 to 9. People put it on a table in a (2) .....  
People hold it in their (3) ....., and put part of it next to their (4)  
.....

Then they can talk and listen to their friends. Some (5) .....go  
to school and put it in their school bags.



## PART 5

Look at the pictures and read the questions. Write one-word answers.



### Examples

How many children are there?

.....three.....


Where are the birds?

on the boy's .....hands.....

### Questions

1 What is the boy riding?

.....




2 Where are the birds now?

on the boy's.....

3 How many balls has the girl on the bike got?

.....



4 What are the animals doing now?

.....

5 Where are the balls?

on the .....



## SECTION 3 - SPEAKING

### PART 1

- *Where is.....? Where are....? (in the big picture – student **point** to the picture and **repeat** the phrase from the examiner: Here is/ Here are ...)*



### PART 2

- *Which is ..... (from 8 objects - student **point** to the picture and **repeat** the phrase from the examiner: Here is/ Here are ...)*

- *Put (the object: ask 2 cards) + Preposition (next to/ between/ in front of/ behind/ on/ under + things in the big picture - student **puts** the card in the right position and **repeat** the phrase from the examiner: The ... (next to) the .....*





### PART 3

*(Look at the big picture and practice)*

- *What is it*
- *What color is it?*
- *How many .....?*
- *What is/ are + person/ object + doing?*
- *Tell me about a person/ an object? (2 or 3 sentences)*

### PART 4

*(Ask questions among the objects – ask 4 CARDS, 3 questions for each CARD)*

- *What is it/ are these?*
- *Do you like .....?*
- *What color .....?*
- *What do you have for breakfast/ lunch/ dinner?*
- *Where do you have breakfast/ lunch/ dinner?*
- *What is/ are your favourite sport/ animal/ toy/ room/ clothes...*
- *Is there ..... in your house/ home/bedroom/ classroom/ school?*
- *Can you draw/ swim/ paint/ skate...?*

### PART 5

*(Ask THREE free questions)*

2a.

- *What games do you play?*
- *Where do you play games?*
- *Are your friends boys or girls?*


2b.

- *Where do you live?*
- *Who do you live with?*
- *Where do you have dinner?*

## REVIEW TEST 3


### SECTION 1 – LISTENING PART 1

*Listen and draw lines. There is one example.*



### PART 2

*Read the question. Listen and write a name or a number. There are two examples.*



#### Examples

What's the girl's name? .....**May**.....

How old is she? .....**8**.....


#### Questions

- 1 What's the name of May's brother? .....
- 2 How old is May's brother? .....
- 3 How many teachers has May got? .....
- 4 What's the name of May's grandmother? .....
- 5 Where is May's house? .....in.....Street.


# PART 3

Listen and tick (✓) the box. There is one example.

What's Tom doing?



1 What's Sue playing?



2 Where are the children?



3 What's the teacher doing?



4 What are the girls eating?




5 What game are the boys playing?



## PART 4

*Listen and colour and write. There is one example.*



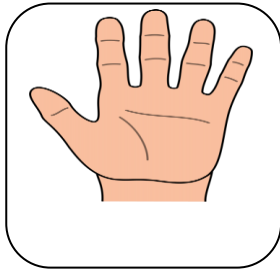


## SECTION 2 – READING AND WRITING

### PART 1

Look and read. Put a tick (✓) or a cross (✗) in the box. There are two examples

**Examples**



This is a hand.



This is a foot.



1.



This is a dog.

☐

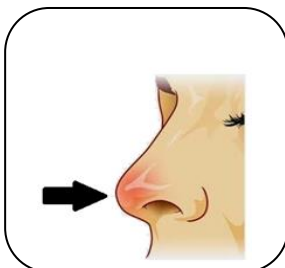
2.



This is a plane.

☐

3.



This is a nose.

☐


4.



This is an ear.

☐

5.




This is a bathroom.

☐

## PART 2

### - 5 questions -

*Look and read. Write **yes** or **no**.*



### Examples

The boy are wearing shoes. ....yes.....

There are three boats on the sea. ....no.....

### Questions

1 A girl is painting a picture of the boats.....

2 The bird is flying. ....

3 Two children are swimming between .....  
the boats.

4 The camera is next to the bag. ....

5 One boy is sleeping on the beach. ....

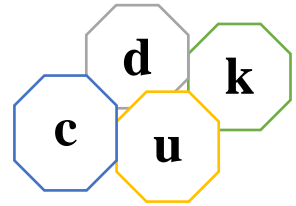
# PART 3

Look at the pictures. Look at the letters. Write the words.

## Example



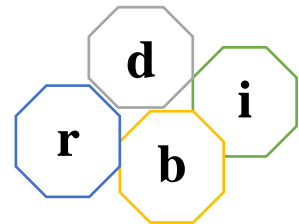
d u c k



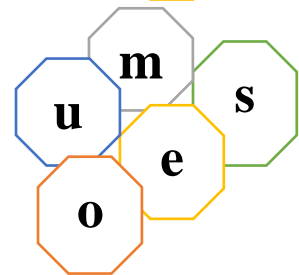
## Questions



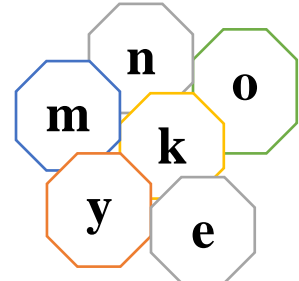
\_\_\_\_\_




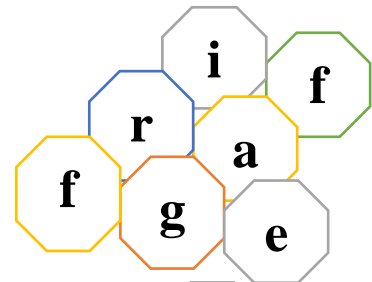
\_\_\_\_\_



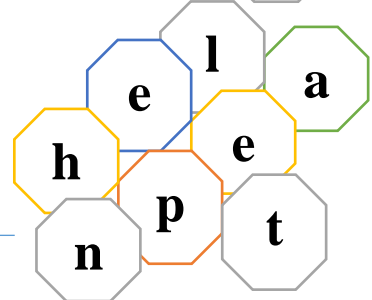
\_\_\_\_\_



\_\_\_\_\_



\_\_\_\_\_



**PART 4****-5 questions-**

*Read this. Choose a word from the box. Write the correct word next to numbers 1-5.  
There is one example.*

**A television**

A television is square and people put it on the.....**table**..... in the living room in their (1)..... . The family members sit on chairs or on their (2)..... and watch TV. They can watch sports like (3)..... or basketball or watch their favorite animals like (4)..... together. People often watch television at (5) .....





## PART 5

Look at the pictures and read the questions. Write one-word answers.



### Examples

Where is the man? in the .....**bed room**.....

What is he doing? .....**sleeping**.....

### Questions

1 Where are the man's glasses? under the.....

2 Where is the clock ? on the .....



3 Which room is the phone in? the .....

4 Who is opening the door? the .....



5 What has the man got in his hand? a .....

## SECTION 3 - SPEAKING

### PART 1



- *Where is.....? Where are....? (in the big picture – student **point** to the picture and **repeat** the phrase from the examiner: Here is/ Here are ...)*



### PART 2

- *Which is ..... (from 8 objects - student **point** to the picture and **repeat** the phrase from the examiner: Here is/ Here are ...)*

- *Put (the object: ask 2 cards) + Preposition (next to/ between/ in front of/ behind/ on/ under + things in the big picture - student **puts** the card in the right position and **repeat** the phrase from the examiner: The ... (next to) the .....*



### **PART 3**

*(Look at the big picture and practice)*

- *What is it*
- *What color is it?*
- *How many .....?*
- *What is/ are + person/ object + doing?*
- *Tell me about a person/ an object? (2 or 3 sentences)*
- 

### **PART 4**

*(Ask questions among the objects – ask 4 CARDS, 3 questions for each CARD)*

- *What is it/ are these?*
- *Do you like .....?*
- *What color .....?*
- *What do you have for breakfast/ lunch/ dinner?*
- *Where do you have breakfast/ lunch/ dinner?*
- *What is/ are your favourite sport/ animal/ toy/ room/ clothes...*
- *Is there ..... in your house/ home/bedroom/ classroom/ school?*
- *Can you draw/ swim/ paint/ skate...?*

### **PART 5**

*(Ask THREE free questions)*

3a.

- Do you live in a house or in a flat?
- How many rooms are there in your house?
- Is your bedroom big or small?

3b.


- How many bedrooms does your house have?
- Where do you watch TV?
- Who makes breakfast in your family?

## REVIEW TEST 4

### SECTION 1 – LISTENING

#### PART 1

*Listen and draw lines. There is one example.*



#### PART 2

*Read the question. Listen and write a name or a number. There are two examples.*



#### Examples

What's the boy's name?

.....**Pat**.....

How old is he?

.....**6**.....

#### Questions

- |   |              |
|---|--------------|
| 1 Where does Pat live?                        | ..... Street |
| 2 What's the number of Pat's house?           | .....        |
| 3 How many bedrooms are there in Pat's house? | .....        |
| 4 What's Pat's sister's name?                 | .....        |
| 5 What's the name of Pat's mouse?             | .....        |




### PART 3

Listen and tick (✓) the box. There is one example.


What's in Sue's box?



A ☐




B ☐




C ☒


1 What can Nick have?



A ☐



B ☐



C ☐

2 Which man is Ann's teacher?



A ☐



B ☐



C ☐

3 Where's Mum?



A ☐

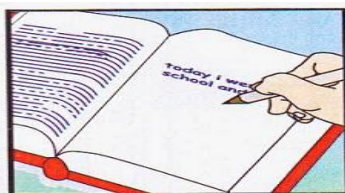


B ☐



C ☐


4 What's Ben's brother doing?



A ☐



B ☐



C ☐


5 What's Tom's favourite sport?



A ☐




B ☐



C ☐

## PART 4

*Listen and colour and write. There is one example.*






## SECTION 2 – READING AND WRITING

### PART 1

*Look and read. Put a tick (✓) or a cross (✗) in the box. There are two examples*

#### Examples



This is a lemon. ☒




This is a bookshelf. ☒



This is a teacher. ☐



This is a farmer. ☐



This is an orange. ☐



This is a fireman. ☐




This is a sofa. ☐

## PART 2

### - 5 questions -

*Look and read. Write **yes** or **no***



### Examples

The boy is wearing a hat. ....**yes**.....

There are four frogs in the water. ....**no**.....

### Questions

1 The boy's trousers are yellow. (brown).....

2 There is a duck next to the boy. ....

3 The boy is playing with a toy plane. ....

4 There is a bird in the boat. ....

5 The boy's feet are in the water. ....




# PART 3

Look at the pictures. Look at the letters. Write the words.


## Example




d o l l





## Questions





\_\_\_\_\_




\_\_\_\_\_




\_\_\_\_\_



\_\_\_\_\_



\_\_\_\_\_




**PART 4****-5 questions-**

*Read this. Choose a word from the box. Write the correct word next to numbers 1-5.  
There is one example.*


**A desk**

A desk is big and it is put in the .....**classroom**..... in the school. The teacher sits on a (1)..... in front of it. Students can see his legs and (2)..... under the desk! He puts his ruler, (3)..... and pencils on it. The (4)..... stand next to the desk, and the teacher puts their books on the (5).....



## PART 5

Look at the pictures and read the questions. Write one-word answers.



### Examples

How many animals are there? .....**five**.....

Where is the hippo? in the .....**water**.....


### Questions

1 What is the bird doing? .....



2 How many monkeys are there? .....

3 What are they playing with? a .....



4 What is the girl doing? .....


5 What is the monkey eating? an .....



## SECTION 3 - SPEAKING

### PART 1

- *Where is.....? Where are.....? (in the big picture – student **point** to the picture and **repeat** the phrase from the examiner: Here is/ Here are ...)*



### PART 2

- *Which is ..... (from 8 objects - student **point** to the picture and **repeat** the phrase from the examiner: Here is/ Here are ...)*

- *Put (the object: ask 2 cards) + Preposition (next to/ between/ in front of/ behind/ on/ under + things in the big picture - student **puts** the card in the right position and **repeat** the phrase from the examiner: The ... (next to) the .....)*





### **PART 3**

*(Look at the big picture and practice)*

- *What is it*
- *What color is it?*
- *How many .....?*
- *What is/ are + person/ object + doing?*
- *Tell me about a person/ an object? (2 or 3 sentences)*

### **PART 4**

*(Ask questions among the objects – ask 4 CARDS, 3 questions for each CARD)*

- *What is it/ are these?*
- *Do you like .....?*
- *What color .....?*
- *What do you have for breakfast/ lunch/ dinner?*
- *Where do you have breakfast/ lunch/ dinner?*
- *What is/ are your favourite sport/ animal/ toy/ room/ clothes...*
- *Is there ..... in your house/ home/ bedroom/ classroom/ school?*
- *Can you draw/ swim/ paint/ skate...?*
- 

### **PART 5**

*(Ask THREE free questions)*

4a.

- *How old are you?*
- *What sports do you play?*
- *Who do you play with?*

4b.

- *Is your school big or small?*
- *How many teachers do you have?*
- *What's in your classroom?*

## REVIEW TEST 5

### SECTION 1 – LISTENING PART 1

Listen and draw lines. There is one example.



### PART 2

Read the question. Listen and write a name or a number. There are two examples.



#### Examples

What's the girl's name?

.....**May**.....

How old is she?

.....**8**.....


#### Questions

- 1 How many monsters does May have? .....
- 2 How many eyes has May's new monster got? .....
- 3 What's the ugly monster's name? .....
- 4 What's the name of May's favourite monster? .....
- 5 Who is May's friend? .....


### PART 3

Listen and tick (✓) the box. There is one example.

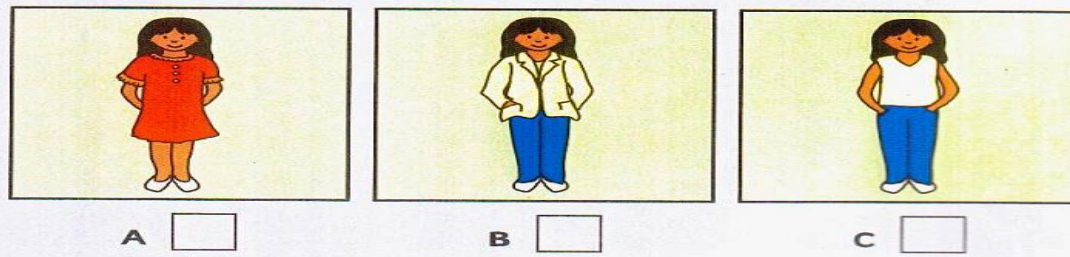
Which boy is Tom?



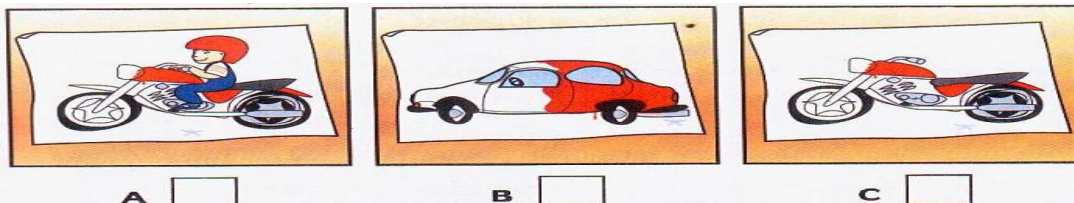
1 What does Bill want for lunch?



2 What's Pat wearing?



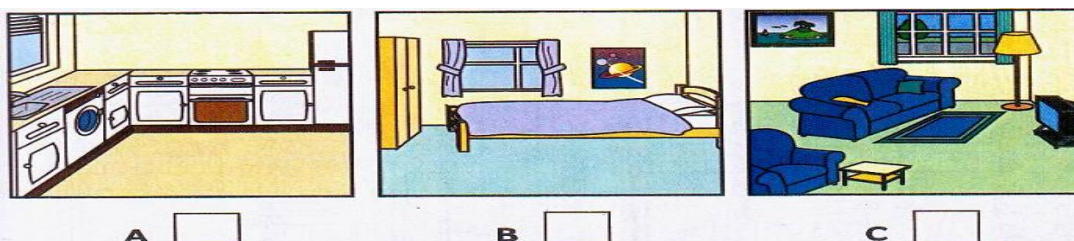
3 Which is Sam's picture?



4 What are the children doing?




5 Where is Kim?





## PART 4

*Listen and colour and write. There is one example.*





## SECTION 2 – READING AND WRITING

### PART 1

Look and read. Put a tick (✓) or a cross (✗) in the box. There are two examples

**Examples**

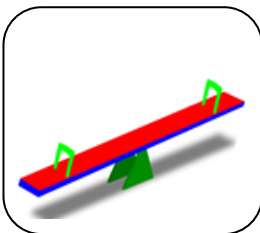


This is a monster. ☒



This is a hand. ☒

1.



This is a seesaw. ☐

2.




This is a teddy. ☐

3.



This is a swing. ☐

4.



This is a banana. ☐

5.




This is a T- shirt. ☐

## PART 2

### - 5 questions -

*Look and read. Write **yes** or **no**.*



### Examples

The man is eating a burger. ....**yes**.....

The dog has got a sausage. ....**no**.....

### Questions

1 The woman is standing at the window.....

2 There's a radio under the chair. ....

3 Two children are playing table tennis. ....

4 There are two birds in the big tree. ....

5 The boy is bouncing a ball. ....

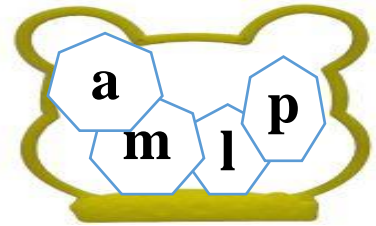
# PART 3

Look at the pictures. Look at the letters. Write the words.

## Example



l a m p



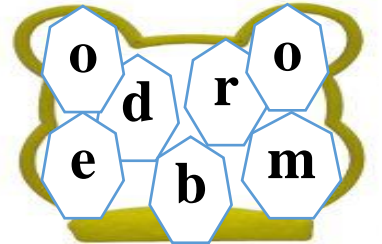
## Questions



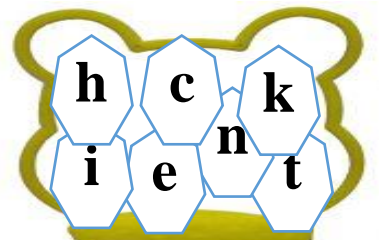
\_\_\_\_\_



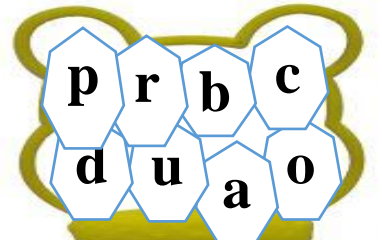
\_\_\_\_\_



\_\_\_\_\_



\_\_\_\_\_




\_\_\_\_\_



**PART 4****-5 questions-**

*Read this. Choose a word from the box. Write the correct word next to numbers 1-5.*

*There is one example.*

**A horse****legs**

A horse has got four ....., two ears, two eyes and long  
(1)..... on its head. It's a big animal. A horse doesn't live in a  
(2)..... or a garden. It likes eating (3)..... and apples. It  
drinks (4)..... . A woman, a (5)..... or a child can ride it.

**example**

legs



hippo



water



carrots



hair



man



house




piano



## PART 5

Look at the pictures and read the questions. Write one-word answers.



### Examples

What is on the table next to the bed?

a .....**lamp**.....

What is the cat doing?

.....**sleeping**.....

### Questions

1 Which room is Sue in?

her .....




2 Where is Sue now?

in the .....

3 What is Sue eating?

an .....



4 What is the cat drinking?

.....

5 Where is the cat?

on the .....

## SECTION 3 - SPEAKING

### PART 1



- *Where is.....? Where are.....? (in the big picture – student **point** to the picture and **repeat** the phrase from the examiner: Here is/ Here are ...)*



### PART 2

- *Which is ..... (from 8 objects - student **point** to the picture and **repeat** the phrase from the examiner: Here is/ Here are ...)*

- *Put (the object: ask 2 cards) + Preposition (next to/ between/ in front of/ behind/ on/ under + things in the big picture - student **puts** the card in the right position and **repeat** the phrase from the examiner: The ... (next to) the .....)*



### **PART 3**

*(Look at the big picture and practice)*

- *What is it*
- *What color is it?*
- *How many .....?*
- *What is/ are + person/ object + doing?*
- *Tell me about a person/ an object? (2 or 3 sentences)*

### **PART 4**

*(Ask questions among the objects – ask 4 CARDS, 3 questions for each CARD)*

- *What is it/ are these?*
- *Do you like .....?*
- *What color .....?*
- *What do you have for breakfast/ lunch/ dinner?*
- *Where do you have breakfast/ lunch/ dinner?*
- *What is/ are your favourite sport/ animal/ toy/ room/ clothes...*
- *Is there ..... in your house/ home/bedroom/ classroom/ school?*
- *Can you draw/ swim/ paint/ skate...?*

### **PART 5**

*(Ask THREE free questions)*

5a.

- *Where do you live?*
- *How many people are there in your house?*
- *What's your friend's name?*


5b.

- *What sports do you play?*
- *Who do you play with?*
- *Is your school big or small?*

## REVIEW TEST 6

### SECTION 1 – LISTENING PART 1

*Listen and draw lines. There is one example.*



### PART 2

*Read the question. Listen and write a name or a number. There are two examples.*



#### Examples

What's the girl's name? .....**Kim**.....

How old is she today? .....**6**.....

#### Questions

1 Where does Kim live? ..... Street

2 What number is Kim's house? .....

3 How many people live in Kim's house? .....

4 What's Kim's grandpa's name? .....

5 How old is Kim's sister? .....



### PART 3

Listen and tick (✓) the box. There is one example.


Which girl is Sue?



A ☐



B ☒



C ☐

1 Which monster does Sam like?



A ☐




B ☐




C ☐


2 How does Sam go to school?



A ☐



B ☐



C ☐

3 What's Ann wearing?



A ☐




B ☐




C ☐


4 What's Pat's favourite lunch?



A ☐

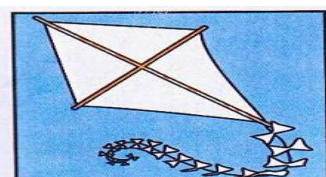


B ☐




C ☐

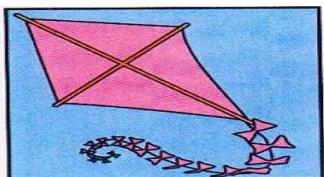
5 Which is Tom's kite?



A ☐



B ☐



C ☐

## PART 4

*Listen and colour and write. There is one example.*



## SECTION 2 – READING AND WRITING


### PART 1

*Look and read. Put a tick (✓) or a cross (✗) in the box. There are two examples*

#### Examples



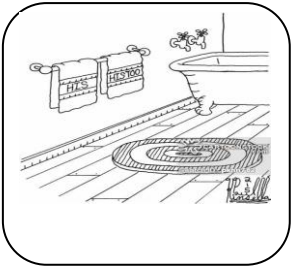
This is a car

☒


This is a lion.

☒

1.



This is a bathroom.

☐

2.



This is a box.

☐

3.



This is a shell.

☐


4.



He's a girl.

☐

5.



This is a tree.


☐



## PART 2

### - 5 questions -

*Look and read. Write **yes** or **no***



### Examples

The girl is riding a bike. ....**yes**.....

There are some flowers in the tree. ....**no**.....

### Questions

1 Two rabbits are eating ice-cream. ....

2 The crocodile is sleeping under the tree. ....

3 The woman sitting has got a green hat. ....

4 There are five monkeys in the water. ....

5 The boys are playing with toy boats. ....



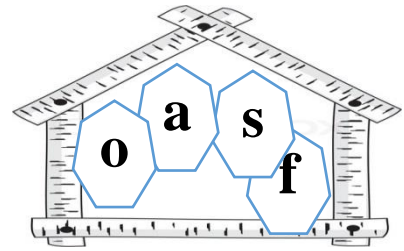
# PART 3

Look at the pictures. Look at the letters. Write the words.

## Example




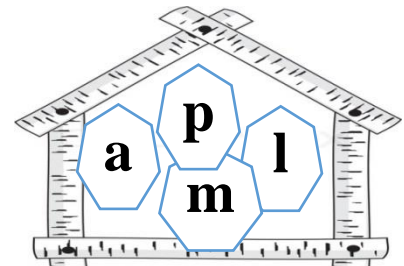
s o f a



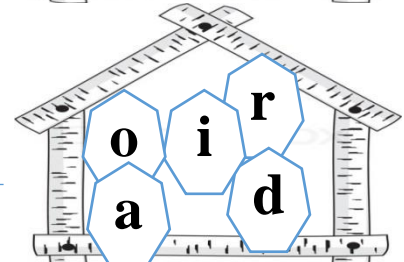
## Questions



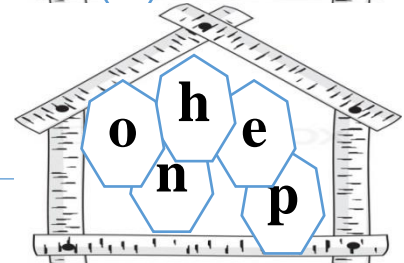
\_\_\_\_\_



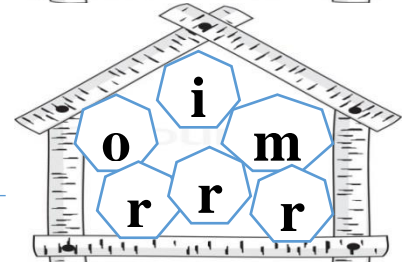
\_\_\_\_\_



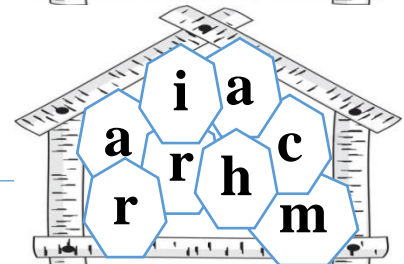
\_\_\_\_\_



\_\_\_\_\_




\_\_\_\_\_



**PART 4****-5 questions-**


*Read this. Choose a word from the box. Write the correct word next to numbers 1-5.  
There is one example.*

**A plane**

A plane is like a very big ..... **bird**..... but it's not an animal. A plane flies people to their (1).....or friends. People take their clothes in (2)..... . Some children like sitting next to the window. The people eat (3)..... and have drinks on the plane. Some of the people watch (4)..... . Some people read their (5).....

**Example**

bird



food



books



bags



family



kitchen




television



clock

## PART 5

Look at the pictures and read the questions. Write one-word answers.




### Examples

How many eggs are there? .....**five**.....

What is looking at the eggs? .....**chicken**.....


### Questions

1 What are the monkeys doing? .....



2 How many ducks are looking at the eggs? .....

3 What are the monkeys playing with now? a .....



4 What is in the water? a .....


5 Where are the monkeys now? in the .....



## SECTION 3 - SPEAKING

### PART 1



- Where is .....? Where are .....? (in the big picture – student **point** to the picture and **repeat** the phrase from the examiner: Here is/ Here are ...)



### PART 2

- Which is ..... (from 8 objects - student **point** to the picture and **repeat** the phrase from the examiner: Here is/ Here are ...)

- Put (the object: ask 2 cards) + Preposition (next to/ between/ in front of/ behind/ on/ under + things in the big picture - student **puts** the card in the right position and **repeat** the phrase from the examiner: The ... (next to) the .....)





### **PART 3**

*(Look at the big picture and practice)*

- *What is it*
- *What color is it?*
- *How many .....?*
- *What is/ are + person/ object + doing?*
- *Tell me about a person/ an object? (2 or 3 sentences)*

### **PART 4**

*(Ask questions among the objects – ask 4 CARDS, 3 questions for each CARD)*

- *What is it/ are these?*
- *Do you like .....?*
- *What color .....?*
- *What do you have for breakfast/ lunch/ dinner?*
- *Where do you have breakfast/ lunch/ dinner?*
- *What is/ are your favourite sport/ animal/ toy/ room/ clothes...*
- *Is there ..... in your house/ home/bedroom/ classroom/ school?*
- *Can you draw/ swim/ paint/ skate...?*

### **PART 5**

*(Ask THREE free questions)*

6a.

- *What subject do you like?*
- *Who do you learn English with?*
- *Who is your English teacher?*


6b.

- *Who is your best friend?*
- *Is your friend a boy or a girl?*
- *What subject does he/ she like?*

## REVIEW TEST 7

### SECTION 1 – LISTENING PART 1

*Listen and draw lines. There is one example.*



### PART 2

*Read the question. Listen and write a name or a number. There are two examples.*



#### Examples

What's the girl's name? .....**Alex**.....

How old is she? .....**7**.....

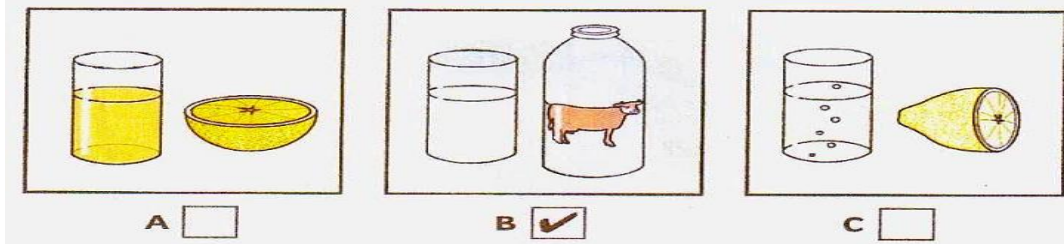
#### Questions

- 1 How many brothers does Alex have? .....
- 2 Who is Alex's friend? .....
- 3 How many children are in the class? .....
- 4 How old is the mouse? .....
- 5 What's the name of Alex's teacher? Mr.....


### PART 3

Listen and tick (✓) the box. There is one example.

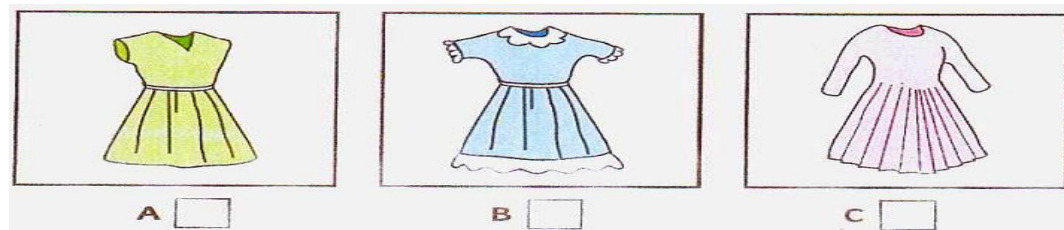
What's John drinking?




1 Which boy is Sam?




2 Which is Ann's new dress?



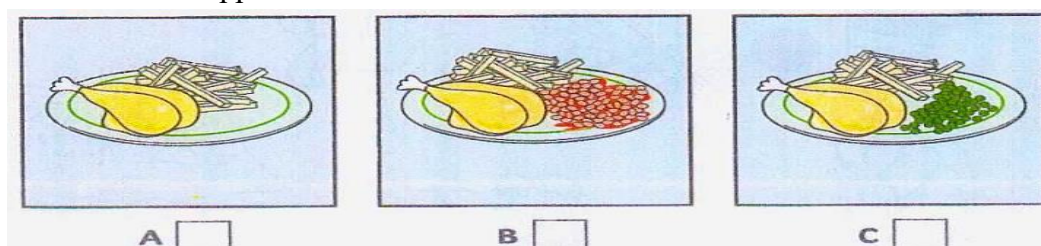
3 Which monster does Sam like?



4 How does Bill go to school?




5 What's for supper?



## PART 4

*Listen and colour and write. There is one example.*





## SECTION 2 – READING AND WRITING

### PART 1

*Look and read. Put a tick (✓) or a cross (✗) in the box. There are two examples*

#### Examples



This is an elephant. ☒



This is a watch. ☒

1.



This is a train. ☐

2.



This is a T-shirt. ☐

3.



These are shorts. ☐

4.



This is a sofa. ☐

5.




These are trousers. ☐

## PART 2

### - 5 questions -

*Look and read. Write **yes** or **no***



### Examples

A duck is eating some cake. ....**yes**.....

A boy is sitting under the tree. ....**no**.....

### Questions

1 The boy is riding on his bike. ....

2 There are two birds on the mat. ....

3 There is a monkey under the table. ....


4 The girl in the red dress is reading a book. ....

5 The woman is standing next to the chair. ....


# PART 3

Look at the pictures. Look at the letters. Write the words.

## Example





c a r




## Questions





\_\_\_\_\_




\_\_\_\_\_



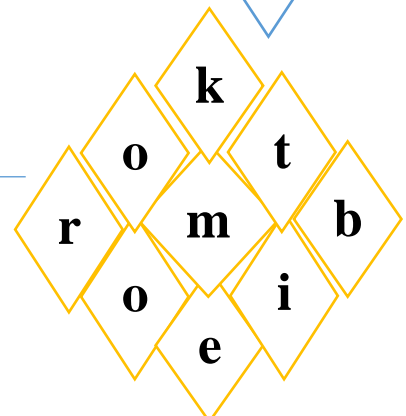
\_\_\_\_\_



\_\_\_\_\_




\_\_\_\_\_



**PART 4****-5 questions-**

Read this. Choose a word from the box. Write the correct word next to numbers 1-5.  
There is one example.

**A classroom**

A classroom is big and there are many students in it. A .....**teacher**..... gives lessons in the classroom. She writes on a big white (1) .....on the wall. Some (2) ..... learn in it. They sit on (3)..... and there are lots of desks in front of them. On the desks, they have pencils and rulers. They read (4)....., write stories, draw pictures, and play (5)..... in the classroom.

Example			
teacher	board	pens	children
books	games	playground	chairs



## PART 5

Look at the pictures and read the questions. Write one-word answers.



### Examples

What is the boy eating?

an .....egg.....


How many apples are there?

.....three.....

### Questions

1 What drink has he got?

some .....




2 What is the boy holding in his hand?

.....

3 Where is he going?

to .....



4 Who is he giving the apple to?

a .....


5 Where are they sitting?

on the .....

## SECTION 3 - SPEAKING

### PART 1





- Where is.....? Where are....? (in the big picture – student **point** to the picture and **repeat** the phrase from the examiner: Here is/ Here are ...)



### PART 2

- Which is ..... (from 8 objects - student **point** to the picture and **repeat** the phrase from the examiner: Here is/ Here are ...)

- Put (the object: ask 2 cards) + Preposition (next to/ between/ in front of/ behind/ on/ under + things in the big picture - student **puts** the card in the right position and **repeat** the phrase from the examiner: The ... (next to) the .....



### **PART 3**

*(Look at the big picture and practice)*

- *What is it*
- *What color is it?*
- *How many .....?*
- *What is/ are + person/ object + doing?*
- *Tell me about a person/ an object? (2 or 3 sentences)*

### **PART 4**

*(Ask questions among the objects – ask 4 CARDS, 3 questions for each CARD)*

- *What is it/ are these?*
- *Do you like .....?*
- *What color .....?*
- *What do you have for breakfast/ lunch/ dinner?*
- *Where do you have breakfast/ lunch/ dinner?*
- *What is/ are your favourite sport/ animal/ toy/ room/ clothes...*
- *Is there ..... in your house/ home/ bedroom/ classroom/ school?*
- *Can you draw/ swim/ paint/ skate...?*

### **PART 5**

*(Ask THREE free questions)*

7a.

- *What day is it today?*
- *How many days are there in the week?*
- *What is your favourite day?*


7b.

- *Who cooks meals in your family?*
- *Can you use chopsticks?*
- *Do you like meat or fish?*

## REVIEW TEST 8

### SECTION 1 – LISTENING PART 1

*Listen and draw lines. There is one example.*



### PART 2

*Read the question. Listen and write a name or a number. There are two examples.*



#### Examples

What's the girl's name? .....**Anna**.....

How old is she? .....**8**.....

#### Questions


- 1 What's the name of Anna's school? .....Tree School
- 2 How many children are in Anna's class? .....
- 3 Who sits next to Anna at school? .....
- 4 What's the name of Anna's English teacher? .....
- 5 How many monsters are in the story? .....




### PART 3

Listen and tick (✓) the box. There is one example.

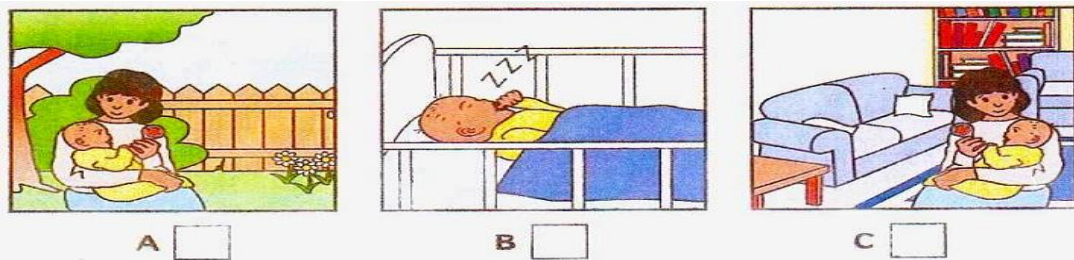
What's Sue doing?




1 What's Tom's favourite animal?




2 Where's the baby?



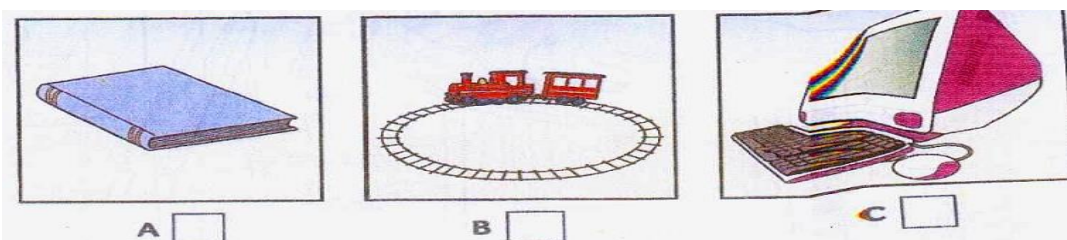
3 What's Ben having for lunch?



4 Which girl is Kim?




5 What's does Nick want for his birthday?



## PART 4

*Listen and colour and write. There is one example.*



## SECTION 2 – READING AND WRITING

### PART 1

*Look and read. Put a tick (✓) or a cross (✗) in the box. There are two examples*

**Examples**



This is a giraffe.

☒


This is an eye.

☒

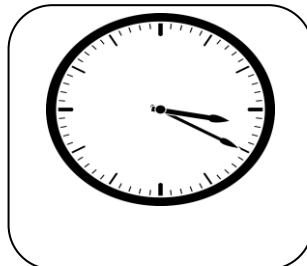
1.



This is a lamb.

☐

2.



This is a watch.

☐

3.



This is a flat.

☐

4.



This is a house.

☐

5.



This is the bedroom.

☐



## PART 2

### - 5 questions -

*Look and read. Write **yes** or **no***



### Examples

Two children are sitting on chair.. .....**yes**.....

There are five boys in the room. ....**no** .....

### Questions

- 1 Four of the children are wearing hats. ....
- 2 There's a birthday cake on the table. ....
- 3 A boy has got a bird in his hand. ....
- 4 One of the girls is wearing a long dress. ....
- 5 A girl is bouncing a ball. ....




### PART 3

*Look at the pictures. Look at the letters. Write the words.*

#### Example



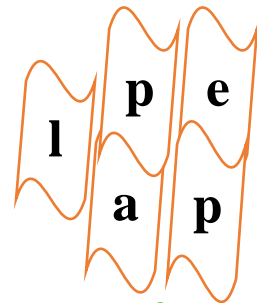
p e a r



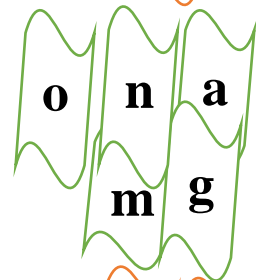
#### Questions




\_\_\_\_\_



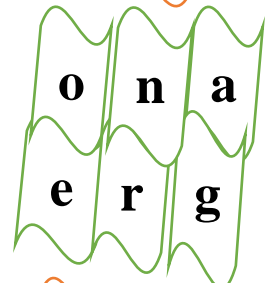
\_\_\_\_\_



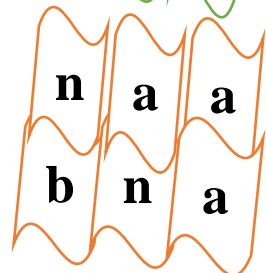
\_\_\_\_\_



\_\_\_\_\_



\_\_\_\_\_



**PART 4****-5 questions-**


*Read this. Choose a word from the box. Write the correct word next to numbers 1-5.  
There is one example.*

**A garden**

A garden is between the .....**street**..... and a house. A (1).....  
lives in the house. The children play (2) ..... and tennis in it.  
The father sits on a (3).....and reads books or magazines. There are  
some (4)..... live in the trees which are in the garden. The children  
eat big red (5) ..... from one tree.

**Example**

street



apples



birds



family



badminton



computer




chair



camera

## PART 5

Look at the pictures and read the questions. Write one-word answers.



### Examples

What are the children playing?

.....**baseball**.....


Where is the cat?

on the .....**wall**.....

### Questions

1 How many boys are there?

.....



2 What is the girl standing on?

a .....

3 What has the woman got?

a .....



4 Where is the cat now?

in the.....


5 What is in the tree now?

the .....

## SECTION 3 - SPEAKING

### PART 1

- Where is .....? Where are .....? (in the big picture – student **point** to the picture and **repeat** the phrase from the examiner: Here is/ Here are ...)



### PART 2

- Which is ..... (from 8 objects - student **point** to the picture and **repeat** the phrase from the examiner: Here is/ Here are ...)

- Put (the object: ask 2 cards) + Preposition (next to/ between/ in front of/ behind/ on/ under + things in the big picture - student **puts** the card in the right position and **repeat** the phrase from the examiner: The ... (next to) the .....





### **PART 3**

*(Look at the big picture and practice)*

- *What is it*
- *What color is it?*
- *How many .....?*
- *What is/ are + person/ object + doing?*
- *Tell me about a person/ an object? (2 or 3 sentences)*
- 

### **PART 4**

*(Ask questions among the objects – ask 4 CARDS, 3 questions for each CARD)*

- *What is it/ are these?*
- *Do you like .....?*
- *What color .....?*
- *What do you have for breakfast/ lunch/ dinner?*
- *Where do you have breakfast/ lunch/ dinner?*
- *What is/ are your favourite sport/ animal/ toy/ room/ clothes...*
- *Is there ..... in your house/ home/bedroom/ classroom/ school?*
- *Can you draw/ swim/ paint/ skate...?*

### **PART 5**

*(Ask THREE free questions)*

8a.

- *Is your house big or small?*
- *What colour are the walls of your house?*
- *Do you love your house?*

8b.

- *Where is your house?*
- *Is your house near your school?*
- *How many rooms does your house have?*

## REVIEW TEST 9

### SECTION 1 – LISTENING PART 1

*Listen and draw lines. There is one example.*



### PART 2

*Read the question. Listen and write a name or a number. There are two examples.*



#### Examples

What's the girl's name?

.....**May**.....

How old is she?

.....**10**.....


#### Questions

- 1 What's the name of May's sister? .....
- 2 Where does May live? .....Street
- 3 What number is May's house? .....
- 4 What's the name of May's grandfather? .....
- 5 How many children are in May's class? .....


### PART 3

Listen and tick (✓) the box. There is one example.


What's Pat's favourite food?



A ☐



B ☐




C ☒


1 Who is Ben's teacher?



A ☐




B ☐



C ☐


2 Which colour does Mum like?



A ☐



B ☐



C ☐


3 Which boy is Tom?



A ☐




B ☐




C ☐


4 Where are Kim's Jeans?



A ☐

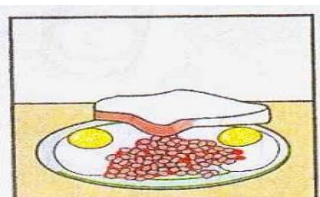


B ☐

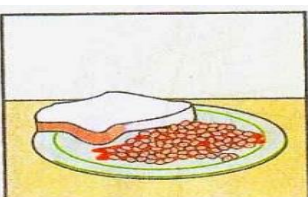


C ☐

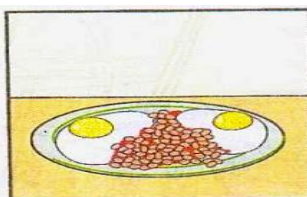
5 What does Bill want for his breakfast?



A ☐



B ☐



C ☐



## PART 4

*Listen and colour and write. There is one example.*



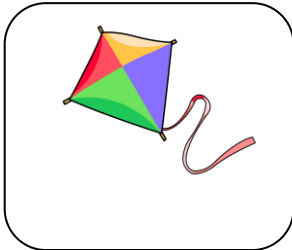


## SECTION 2 – READING AND WRITING

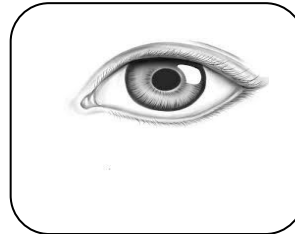
### PART 1

Look and read. Put a tick (✓) or a cross (✗) in the box. There are two examples

#### Examples



This is a kite.

☒


This is a nose.

☐

1.



They are cherries.

☐

2.



This is a plane.

☐


3.



This is an apple.

☐

4.



This is a biscuit.

☐

5.



They're drinks.

☐

## PART 2

### - 5 questions -

*Look and read. Write **yes** or **no***



### Examples

The cat is sitting on the wall. ....**yes**.....

The baby is in the house. ....**no** .....

### Questions

- 1 There are two birds under the tree .....
- 2 A boy is painting the window. ....
- 3 There are some flowers in the garden. ....
- 4 A boy has got a toy car. ....
- 5 The man is standing in the street. ....

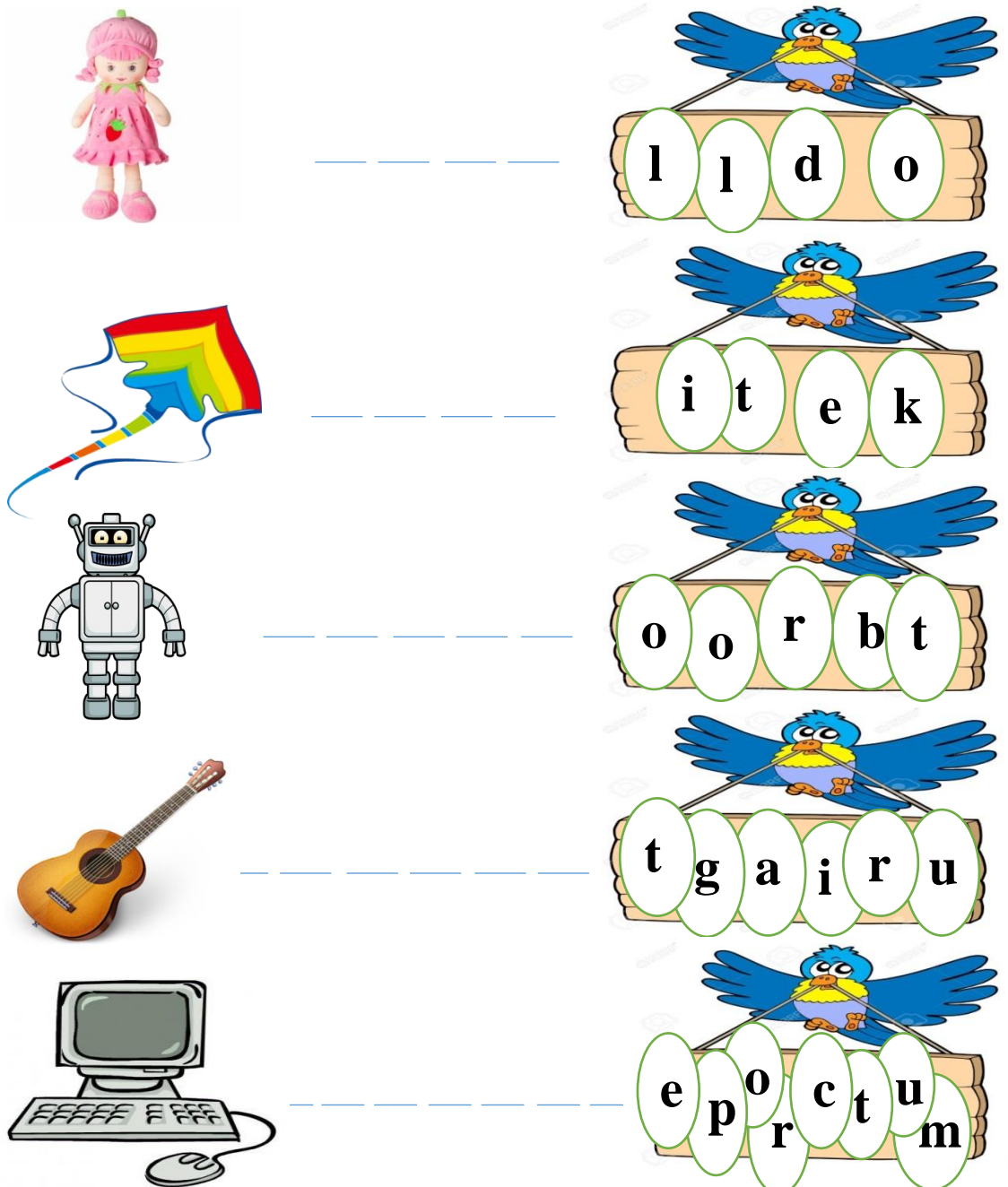
# PART 3

Look at the pictures. Look at the letters. Write the words.

## Example



## Questions











**PART 4****-5 questions-**

*Read this. Choose a word from the box. Write the correct word next to numbers 1-5.  
There is one example.*

**A tiger**


A tiger doesn't live in a .....**house**.....but it lives in the forest. You can see it at the (1)..... . It's a big animal but it's smaller than the (2).....and it's like a cat. It can stand on four (3)..... The tiger can see at night with its big green (4)..... . And its favorite food is (5).....

example			
			
house	eyes	sun	meat
			
bag	elephant	zoo	legs



## PART 5

Look at the pictures and read the questions. Write one-word answers.




### Examples

Where is the family? in th ..... **kitchen** .....

What is the girl watching? ..... **TV** .....


### Questions

1 What has the boy got in his hands? a .....



2 How many girls are there in the living room? .....

3 What is the girl who is sitting playing? the .....




4 Where is the boy now? in a .....

5 What is he doing? .....

## SECTION 3 - SPEAKING

### PART 1



- Where is .....? Where are .....? (in the big picture – student **point** to the picture and **repeat** the phrase from the examiner: Here is/ Here are ...)



### PART 2

- Which is ..... (from 8 objects - student **point** to the picture and **repeat** the phrase from the examiner: Here is/ Here are ...)

- Put (the object: ask 2 cards) + Preposition (next to/ between/ in front of/ behind/ on/ under + things in the big picture - student **puts** the card in the right position and **repeat** the phrase from the examiner: The ... (next to) the .....



### **PART 3**

*(Look at the big picture and practice)*

- *What is it*
- *What color is it?*
- *How many .....?*
- *What is/ are + person/ object + doing?*
- *Tell me about a person/ an object? (2 or 3 sentences)*
- 

### **PART 4**

*(Ask questions among the objects – ask 4 CARDS, 3 questions for each CARD)*

- *What is it/ are these?*
- *Do you like .....?*
- *What color .....?*
- *What do you have for breakfast/ lunch/ dinner?*
- *Where do you have breakfast/ lunch/ dinner?*
- *What is/ are your favourite sport/ animal/ toy/ room/ clothes...*
- *Is there ..... in your house/ home/ bedroom/ classroom/ school?*
- *Can you draw/ swim/ paint/ skate...?*

### **PART 5**

*(Ask THREE free questions)*

9a.

- *How many sisters and brothers do you have?*
- *How old is your big sister/ brother?*
- *Do you usually play games together?*


9b.

- *What colour is your school bag?*
- *What is your favourite colour?*
- *What colour clothes are you wearing?*

# REVIEW TEST 10

## SECTION 1 – LISTENING PART 1

*Listen and draw lines. There is one example.*



## PART 2

*Read the question. Listen and write a name or a number. There are two examples.*



### Examples

What's the boy's name?

.....**Nick**.....

How old is he?

.....**8**.....

### Questions


- 1 Where does Nick live? in ..... Street
- 2 What number is Nick's house? .....
- 3 What's the name of Nick's monster? .....
- 4 How many feet does the monster have? .....
- 5 How many hands has the monster got? .....




### PART 3

Listen and tick (✓) the box. There is one example.

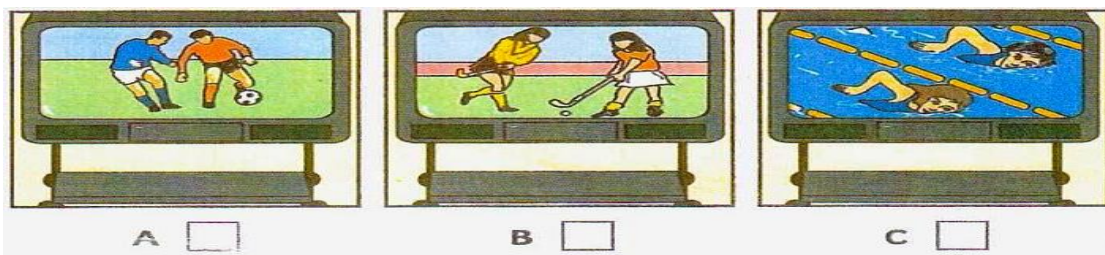
What's T-shirt can Sue wear today?




1 What's Sam drawing?




2 Which sport's on TV today?



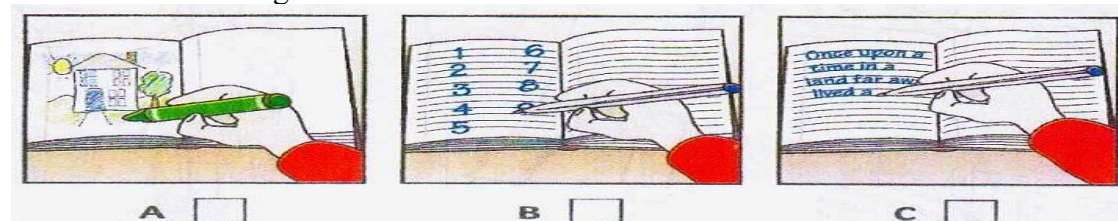
3 What's Grandfather doing?



4 What does May want for breakfast?



5 What's Kim doing?



## PART 4

*Listen and colour and write. There is one example.*



## SECTION 2 – READING AND WRITING

### PART 1

*Look and read. Put a tick (✓) or a cross (✗) in the box. There are two examples*

**Examples**



This is a shell.



This is a chair.



1.



This is a girl.

☐

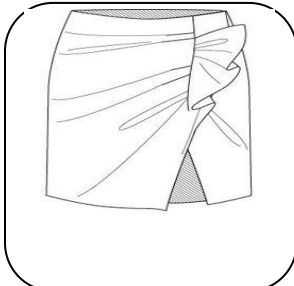
2.



This is a bed.

☐

3.



This is skirt.

☐

4.



This is a boy.

☐

5.



They're teeth.


☐



## PART 2

### - 5 questions -

*Look and read. Write **yes** or **no***



### Examples

One boy has a football in his hands. **yes**  
 .....

The boys are sitting on chair. **no**  
 .....

### Questions

1 The robot has got four arms. ....

2 There are two men with cameras. ....

3 The boys and the robot look happy. ....

4 There is a dog next to the woman. ....

5 The boys are wearing trousers and jackets. . ....



# PART 3

Look at the pictures. Look at the letters. Write the words.

## Example



l o r r y




## Questions





\_\_\_\_\_




\_\_\_\_\_



\_\_\_\_\_



\_\_\_\_\_



\_\_\_\_\_




**PART 4****-5 questions-**

*Read this. Choose a word from the box. Write the correct word next to numbers 1-5.  
There is one example.*


**A doll**

A doll is made of plastic. Children put it in the bedroom in their .....**house**.....  
It's got long yellow (1)..... on the head and the children wear a beautiful  
T-shirt or a (2) ..... They also wear two (3) ..... on doll's feet.  
Dolls are often the favorite (4) ..... of baby girls. They sometimes  
take their dolls onto the (5) .....to sleep!



## PART 5

Look at the pictures and read the questions. Write one-word answers.



### Examples

What colour are the apples? .....**red**.....

Where are the children playing? in the .....**garden**.....


### Questions

1 What's the dog looking at? the .....



2 Who is playing with the children? the .....

3 Where is the bag now? on the .....



4 What is the dog wearing? the .....


5 What has the dog got in its mouth? the .....



## SECTION 3 - SPEAKING

### PART 1


- *Where is.....? Where are.....? (in the big picture – student **points** to the picture and **repeats** the phrase from the examiner: Here is/ Here are ...)*



### PART 2

- *Which is ..... (from 8 objects - student **point** to the picture and **repeat** the phrase from the examiner: Here is/ Here are ...)*

- *Put (the object: ask 2 cards) + Preposition (next to/ between/ in front of/ behind/ on/ under + things in the big picture - student **puts** the card in the right position and **repeat** the phrase from the examiner: The ... (next to) the .....*





### **PART 3**

*(Look at the big picture and practice)*

- *What is it*
- *What color is it?*
- *How many .....?*
- *What is/ are + person/ object + doing?*
- *Tell me about a person/ an object? (2 or 3 sentences)*

### **PART 4**

*(Ask questions among the objects – ask 4 CARDS, 3 questions for each CARD)*

- *What is it/ are these?*
- *Do you like .....?*
- *What color .....?*
- *What do you have for breakfast/ lunch/ dinner?*
- *Where do you have breakfast/ lunch/ dinner?*
- *What is/ are your favourite sport/ animal/ toy/ room/ clothes...*
- *Is there ..... in your house/ home/ bedroom/ classroom/ school?*
- *Can you draw/ swim/ paint/ skate...?*

### **PART 5**

*(Ask THREE free questions)*

10a.

- *Can you swim?*
- *What sports can you play?*
- *Who do you play sports with?*

10b.

- *Is your house big or small?*
- *How many rooms does your house have?*
- *What is your favourite room?*

