

Family and Friends

Starter

Class Book



Naomi Simmons

OXFORD
UNIVERSITY PRESS

Scope and sequence



		Words	Grammar and song	Sounds and letters	Numbers	Reading and writing skills
Starter: Hello!	p.4	Character names Greetings	<i>What's your name? I'm Rosy.</i>	Aa apple, Annie Bb boy, bat	1, 2	Reading • Left-to-right progression • Visual discrimination • Recognising sequences Writing • Left-to-right progression • Drawing verticals and horizontals • Drawing long and short lines
1 What colour is it?	p.10	Colours	<i>What colour is it? It's green.</i>	Cc cat, car Dd dog, duck	3, 4	Reading • Left-to-right progression • Visual discrimination • Identifying the odd-one-out Writing • Left-to-right progression • Drawing diagonals, curves and curve sequences • Drawing downstrokes (lines, curves and diagonals)
2 What's this?	p.16	School things	<i>What's this? It's a notebook.</i>	Ee egg, elephant Ff fish, farm	5, 6	Reading • Left-to-right progression • Visual discrimination • Identifying differences Writing • Left-to-right progression • Drawing large and small loops
3 Is it a plane?	p.22	Toys	<i>Is it a plane? Yes, it is. No, it isn't.</i>	Gg girl, guitar Hh hat, horse Ii insect, ill	7, 8	Reading • Left-to-right progression • Visual discrimination • Recognising fragments of a pattern Writing • Left-to-right progression • Drawing complex loops and pathways • Drawing wave patterns
Review 1	p.28					
4 This is my mum!	p.30	Family	<i>This is my mum.</i>	Jj jug, juice Kk kangaroo, key Ll lion, lollipop	9, 10	Reading • Word recognition (identifying words that are the same) • Matching words to pictures • Reading simple sentence patterns Writing • Word tracing (left to right) • Guided word writing • Completing simple sentence patterns with individual words

		Words	Grammar and song	Sounds and letters	Numbers	Reading and writing skills
5 He's happy!	p.36	Feelings	He/she He's happy. She's cold.	Mm man, mango Nn nose, neck Oo orange, octopus	11, 12	Reading <ul style="list-style-type: none"> • Word recognition • Matching words to pictures • Reading simple sentence patterns Writing <ul style="list-style-type: none"> • Word tracing • Guided word writing • Completing simple sentence patterns with individual words
6 They're bears!	p.42	Zoo animals	plurals with s What are they? They're bears.	Pp panda, pen Qq queen, quilt Rr river, rainbow	13, 14	Reading <ul style="list-style-type: none"> • Word recognition • Matching words to pictures • Reading simple sentence patterns Writing <ul style="list-style-type: none"> • Word tracing • Guided word writing • Completing simple sentence patterns with individual words
Review 2 p.48						
7 Are they teachers?	p.50	Jobs	Are they teachers? Yes, they are. No, they aren't.	Ss sofa, sock Tt towel, turtle Uu umbrella, up	15, 16	Reading <ul style="list-style-type: none"> • Word recognition • Reading simple sentences • Reading simple dialogues Writing <ul style="list-style-type: none"> • Word writing • Completing gap sentences • Writing simple full sentences
8 I've got a shirt!	p.56	Clothes	I've got a shirt.	Vv violin, vase Ww woman, wall Xx box, fox	17, 18	Reading <ul style="list-style-type: none"> • Word recognition • Reading simple sentences • Reading simple dialogues Writing <ul style="list-style-type: none"> • Word writing • Completing gap sentences • Writing simple full sentences
9 I like plums!	p.62	Food and drink	I like plums. I don't like raisins.	Yy yo-yo, yogurt Zz zebra, zoo	19, 20	Reading <ul style="list-style-type: none"> • Word recognition • Reading simple sentences • Reading simple dialogues Writing <ul style="list-style-type: none"> • Word writing • Completing gap sentences • Writing simple full sentences
Review 3 p.68						
Picture dictionary p.70						

Lesson One Words

1 Listen, point and repeat.  03

2 Listen and chant.  04



3 Point and say. Stick the stickers. 



1 Listen and repeat.  05

2 Listen and sing.  06

Let's sing! 

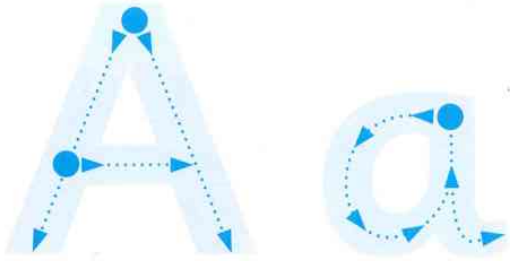


3 Trace the lines and say.




Lesson Three Sounds and letters

1 Listen, trace and point. Repeat.  07





2 Listen and chant.  08

3 Stick. Then circle and say. 



4 Circle the letter Aa.


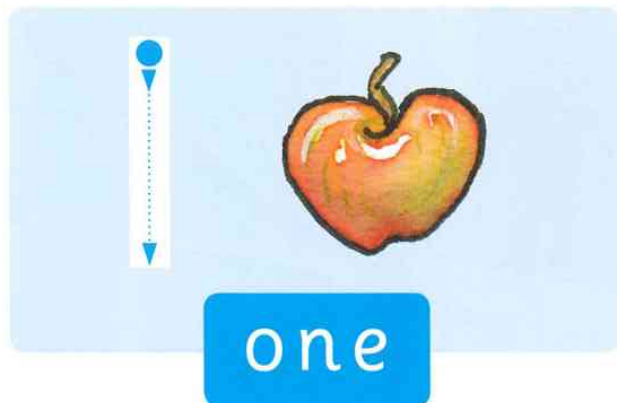


Complete the writing task on page 70 of the Workbook.






1 Listen, trace and repeat.  09



2 Point and sing.  10



3 Count and trace the correct number.

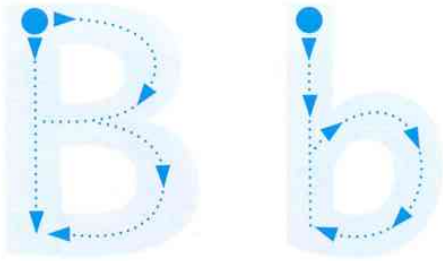


4 Circle the apples and say.



Lesson Five Sounds and letters

1 Listen, trace and point. Repeat.  11

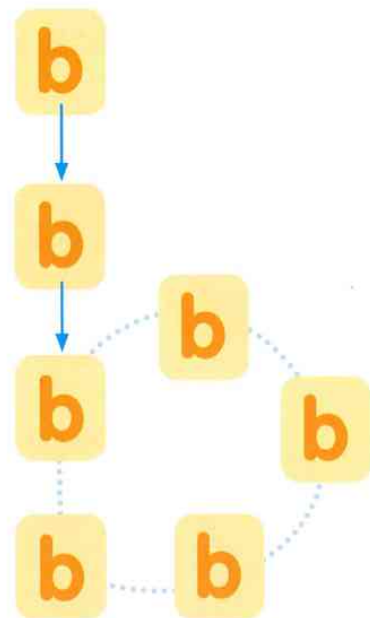
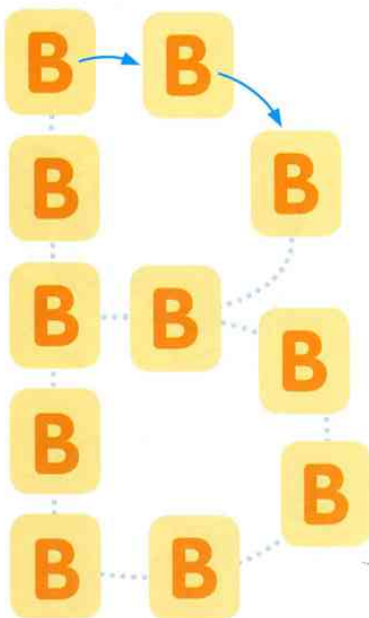


2 Listen and chant.  12

3 Stick. Then circle and say. 






4 Join the letter Bb.



Complete the writing task on page 70 of the Workbook.



- 1 Point and say.
- 2 Listen to the story.  13
- 3 Listen and act.



I'm Billy!



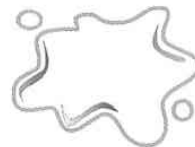

1

What colour is it?

Lesson One Words

1 Listen, point and repeat.  14

2 Listen and chant.  15




3 Point and say. Stick the stickers. 



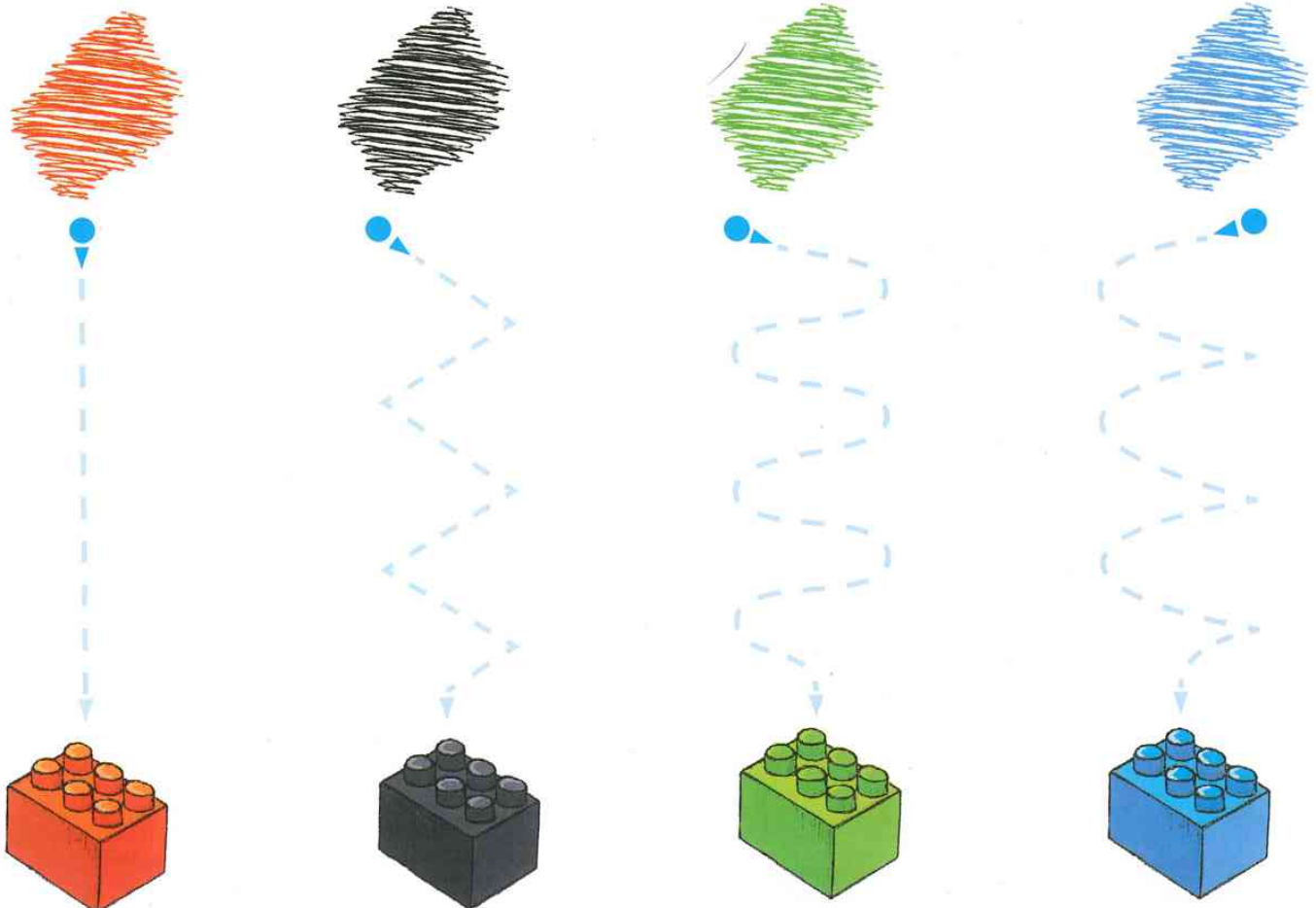
1 Listen and repeat.  16

2 Listen and sing.  17

Let's sing! 

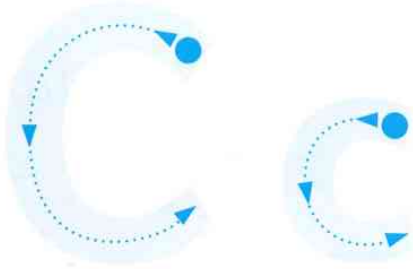


3 Trace the lines and say.



Lesson Three Sounds and letters

1 Listen, trace and point. Repeat.  18




2 Listen and chant.  19

3 Stick. Then circle and say. 



4 Circle the letter Cc.

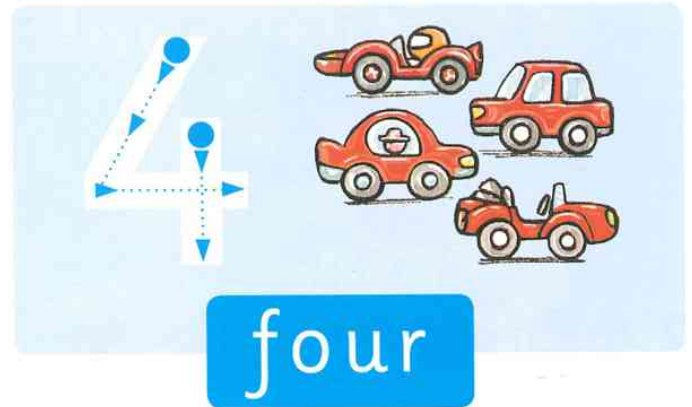


Complete the writing task on page 70 of the Workbook.




1 Listen, trace and repeat.  20

2 Point and sing.  21

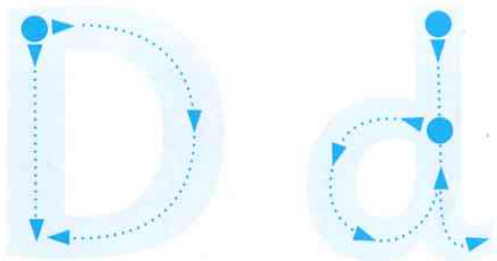


3 Count and say.




Lesson Five Sounds and letters

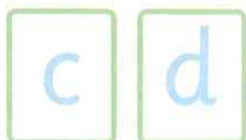

1 Listen, trace and point. Repeat.  22



2 Listen and chant.  23




3 Stick and say. 



Complete the writing task on page 70 of the Workbook.



- 1 Point and say.
- 2 Listen to the story.  24
- 3 Listen and act.

What colour is it?






2

What's this?


Lesson One Words

1 Listen, point and repeat.  25

2 Listen and chant.  26



3 Point and say. Stick the stickers. 




1 Listen and repeat.  27

2 Listen and sing.  28

Let's sing! 

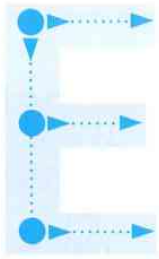


3 Help Rosy and Tim. Trace the lines and say.




Lesson Three Sounds and letters

1 Listen, trace and point. Repeat.  29



egg




elephant



2 Listen and chant.  30

3 Stick. Then circle the beginning e sound and say. 





e g g



Ellie the elephant

4 Join the letter Ee. Help Ellie find the egg.



Complete the writing task on page 70 of the Workbook.



1 Listen, trace and repeat.  31

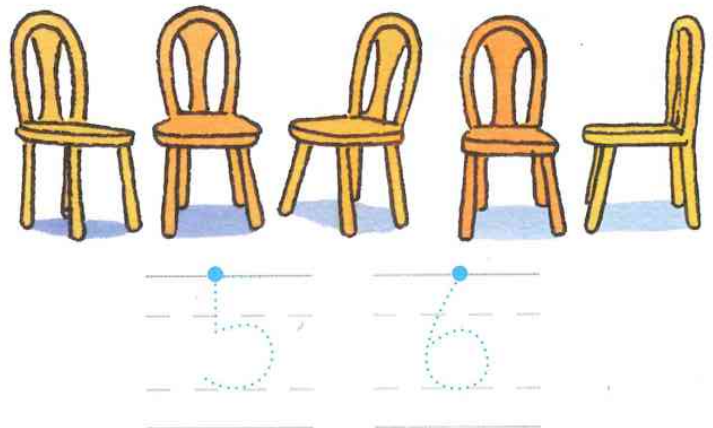
2 Point and sing.  32



3 Circle the differences.

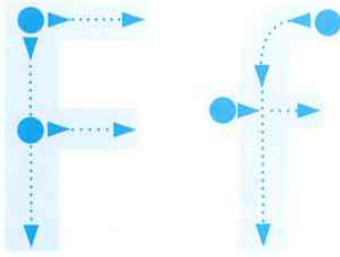


4 Count and trace.




Lesson Five Sounds and letters


1 Listen, trace and point. Repeat.  33



2 Listen and chant.  34




3 Stick and say. 





Complete the writing task on page 70 of the Workbook.



- 1 Point and say.
- 2 Listen to the story.  35
- 3 Listen and act.

It's a train!





3

Is it a plane?


Lesson One Words

1 Listen, point and repeat.  36

2 Listen and chant.  37



3 Point and say. Stick the stickers. 




1 Listen and repeat.  38

2 Listen and sing.  39

Let's sing! 



3 Match, ask and answer.



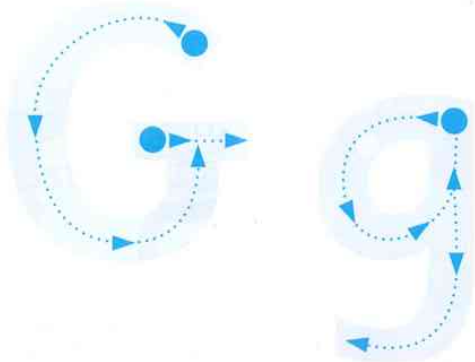
Is it a balloon? Yes, it is. No, it isn't.

Unit 3

23

Lesson Three Sounds and letters

1 Listen, trace and point. Repeat.  40



girl



guitar



2 Listen and chant.  41

3 Stick. Then circle and say. 



4 Join the letter Gg. Help the girl find the guitar.




Complete the writing task on page 70 of the Workbook.



1 Listen, trace and repeat. 42

2 Point and sing. 43

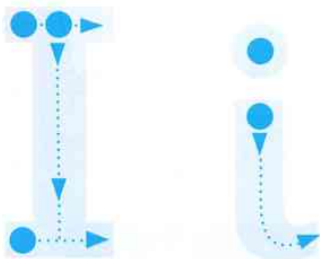
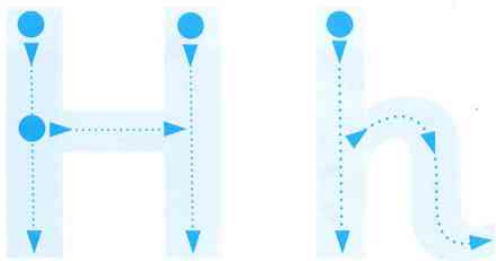


3 Find, circle and say. 8 cars, 7 balloons.



Lesson Five Sounds and letters


1 Listen, trace and point. Repeat.  44



2 Listen and chant.  45




3 Stick and say. 







Complete the writing task on pages 70–71 of the Workbook.




- 1 Point and say.
- 2 Listen to the story.  46
- 3 Listen and act.

Is it a robot?





1 Listen and repeat. Find and circle.  47



2 Ask and answer.

Is it a notebook?

Yes, it is.



3 Match the letter sound to the correct picture.

Dd

Aa

Ff

Bb





Cc

Ee

Gg

Ii

Hh



4 Point and say.

5 Look and colour.

My work in Starter Unit & Units 1, 2, 3 is



OK



Good



Excellent

4

This is my mum!

Lesson One Words

1 Listen, point and repeat.  48

2 Listen and chant.  49



mum



dad



brother



sister




grandpa



grandma


3 Point and say. Stick the stickers. 



1 Listen and repeat.  50

2 Listen and sing.  51

Let's sing! 



3 Match the pictures to the words and say.



• sister

• mum

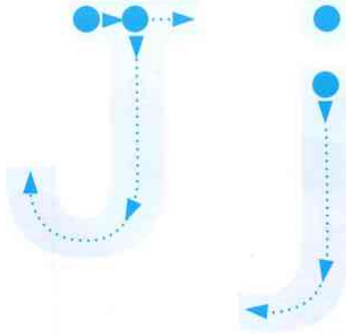
• dad

• grandpa

• grandma

Lesson Three Sounds and letters

1 Listen, trace and point. Repeat.  52



2 Listen and chant.  53

3 Stick. Then circle and say. 


J

j



J u i c e i n a j u g .

4 Join the letter Jj. Put the juice in the jug.

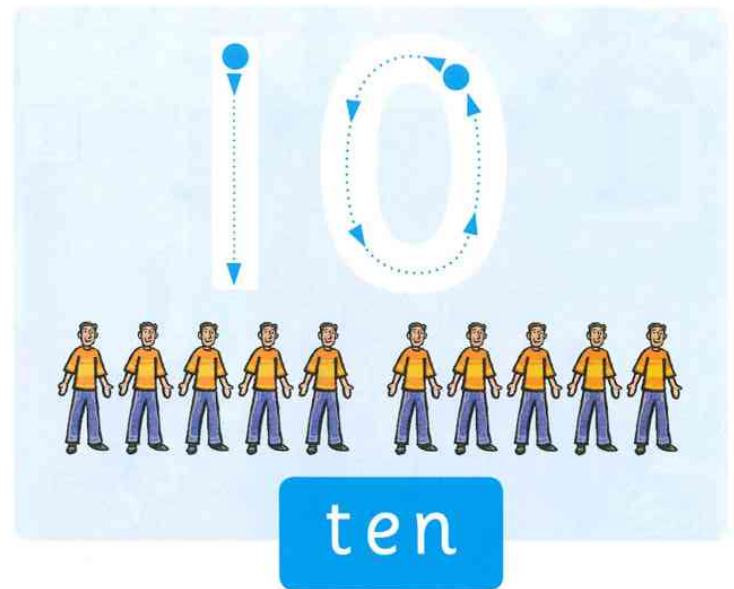
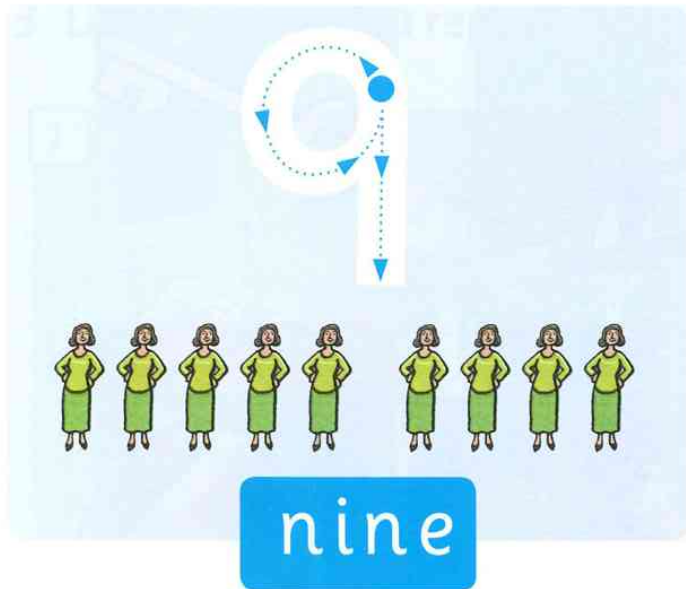


Complete the writing task on page 71 of the Workbook.



1 Listen, trace and repeat.  54

2 Point and sing.  55



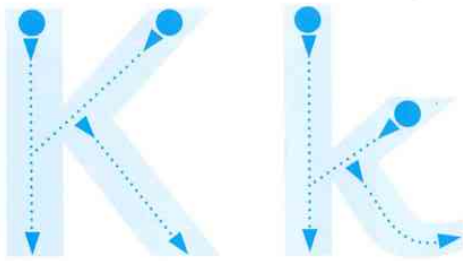
3 Count and say. Then write the number.

mums dads boys girls



Lesson Five Sounds and letters

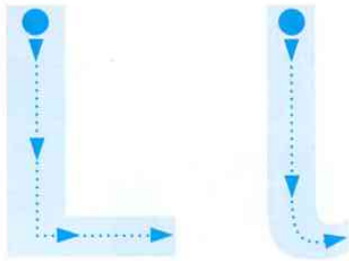
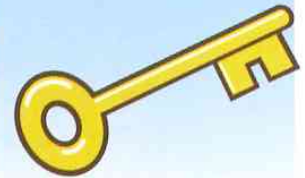
1 Listen, trace and point. Repeat.  56



kangaroo



key



lion



lollipop



2 Listen and chant.  57

3 Stick and say. 




4 Circle the letters *Kk* and *Ll*.

Katy is a kangaroo. She has got a key.
Look at the lion with a lollipop.

Complete the writing task on page 71 of the Workbook.



- 1 Listen to the story.  58
- 2 Read and say.
- 3 Listen again and repeat. Act.


My brother!



This is my grandpa.



This is my mum.



This is my brother.

5

He's happy!

Lesson One Words

1 Listen, point and repeat.  59

2 Listen and chant.  60



happy



sad



hungry



thirsty




hot



cold


3 Point and say. Stick the stickers. 



1 Listen and repeat. 61

2 Listen and sing. 62

Let's sing! 🎵



3 Point and say the differences.

She's sad.

She's happy.

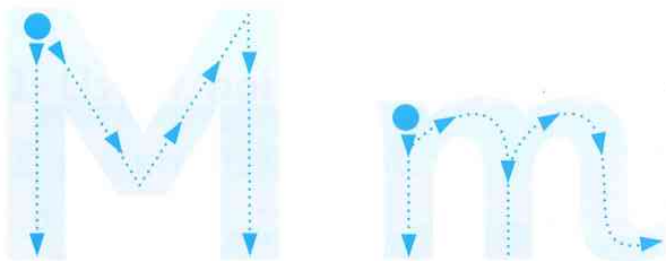
He's happy. She's hungry.

Unit 5

37

Lesson Three Sounds and letters

1 Listen, trace and point. Repeat.  63



2 Listen and chant.  64

3 Stick. Then circle and say. 



4 Join the letter *Mm*. Help the man find the mango.

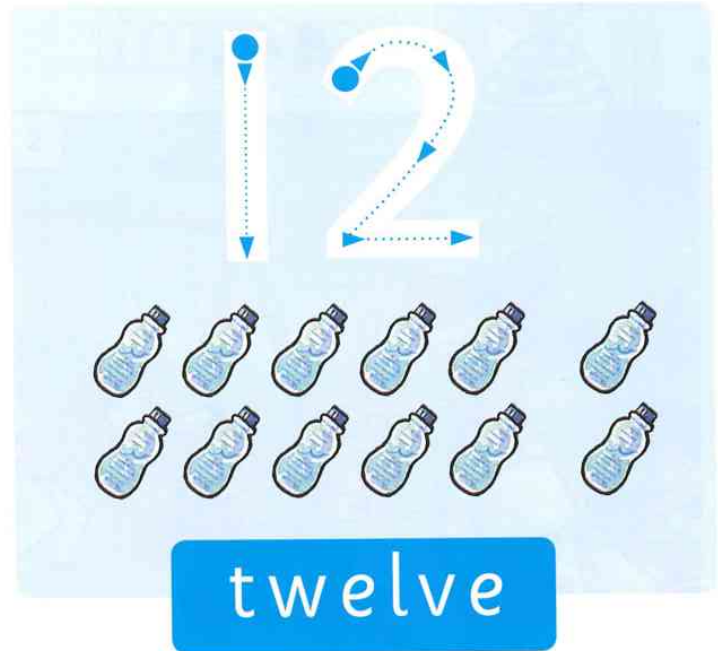
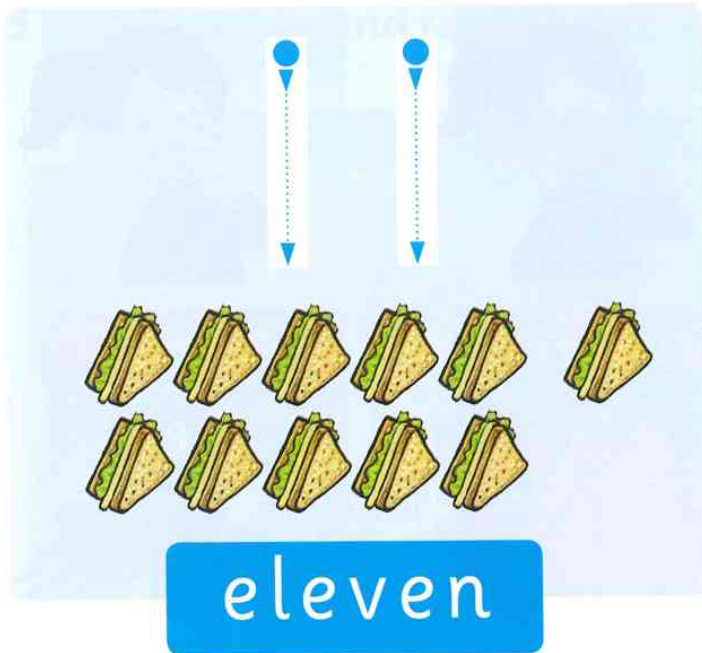


Complete the writing task on page 71 of the Workbook.




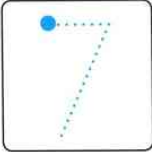
1 Listen, trace and repeat.  65

2 Point and sing.  66




3 Count and add.







+



=



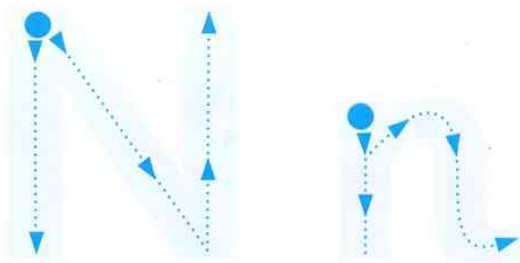
+



=

Lesson Five Sounds and letters

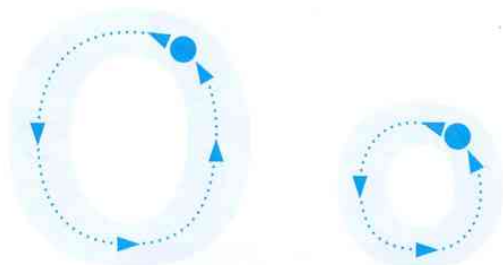
1 Listen, trace and point. Repeat.  67



nose



neck



orange



octopus



2 Listen and chant.  68

3 Stick and say. 



4 Circle the letters *Nn* and *Oo*.

I'm Nellie. This is my nose and my neck.
I'm Ollie. This is my octopus.

Complete the writing task on page 71 of the Workbook.



- 1 Listen to the story. 🎧 69
- 2 Read and say.
- 3 Listen again and repeat. Act.




She's happy.



He's sad.



She's hungry.



6

They're bears!

Lesson One Words

1 Listen, point and repeat.  70


2 Listen and chant.  71



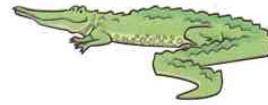
bird



bear



hippo





crocodile





tiger

3 Point and say. Stick the stickers. 



- 1 Listen and repeat.  72
- 2 Listen and sing.  73
- 3 Point and say. Tick (✓) the missing piece of the jigsaw.

Let's sing! 

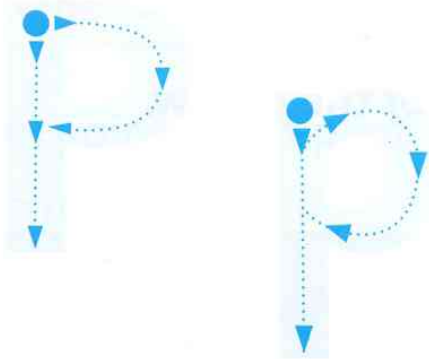


What are they? They're bears.

Unit 6

Lesson Three Sounds and letters

1 Listen, trace and point. Repeat.  74



panda



pen



2 Listen and chant.  75

3 Stick. Then circle and say. 


P

p



Polly is a panda.
She has got a pen.

4 Colour the letter Pp.



Complete the writing task on page 71 of the Workbook.


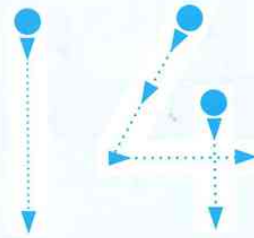


1 Listen, trace and repeat. 76

2 Point and sing. 77




thirteen



fourteen


3 Count and say. Then write the number.

pandas bears lions hippos



Lesson Five Sounds and letters

1 Listen, trace and point. Repeat.  78



2 Listen and chant.  79

3 Stick and say. 





4 Circle the letters *Qq* and *Rr*.

The queen has got a quilt.
Look at the rainbow. Look at the river.

Complete the writing task on pages 71–72 of the Workbook.



- 1 Listen to the story.  80
- 2 Read and say.
- 3 Listen again and repeat. Act.



They're crocodiles.



They're birds.



They're tigers.



They're boys.



1 Read and match.

1 This is my mum.


2 He's happy.

3 She's cold.

4 They're bears.

5 This is my
grandpa.

6 They're birds.



2 Point and say.

This is my dad.

He's thirsty.

They're hippos.



3 Match the letter sound to the correct picture.

1 Kk

2 Jj

3 Oo

4 Rr


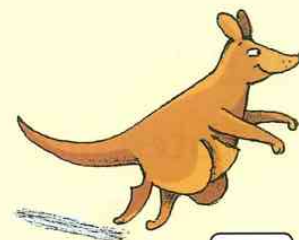
5 Mm

6 Ll

7 Qq

8 Pp

9 Nn



4 Point and say.

5 Look and colour.

My work in Units 4, 5 and 6 is



OK



Good



Excellent

7

Are they teachers?


Lesson One Words

1 Listen, point and repeat.  81

2 Listen and chant.  82



pupil



teacher



waiter




vet



builder

3 Point and say. Stick the stickers. 



1 Look and say.

Let's learn!





Are they builders?
Yes, they are.



Are they waiters?
No, they aren't.

2 Listen and sing. 83

Let's sing!



3 Match, ask and answer.


Are they waiters?

Yes, they are.

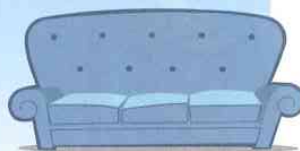
Are they waiters? Yes, they are. No, they aren't.

Lesson Three Sounds and letters

1 Listen, trace and point. Repeat.  84



sofa

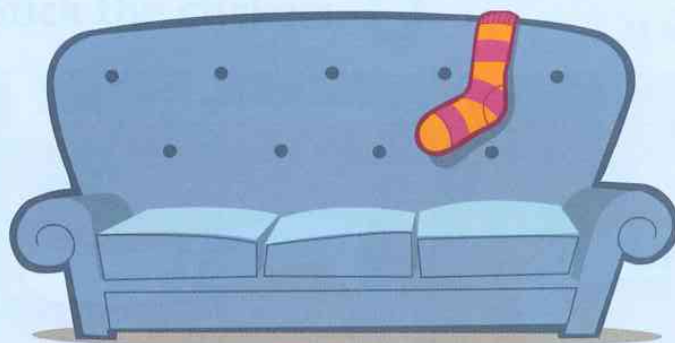


sock



2 Listen and chant.  85

3 Stick. Then circle the beginning s sound and say. 



There's a sock
on the sofa.

4 Circle the words that begin with Ss.

pen

sofa

river

sock

sister

lion

sad

mango

nose

hat

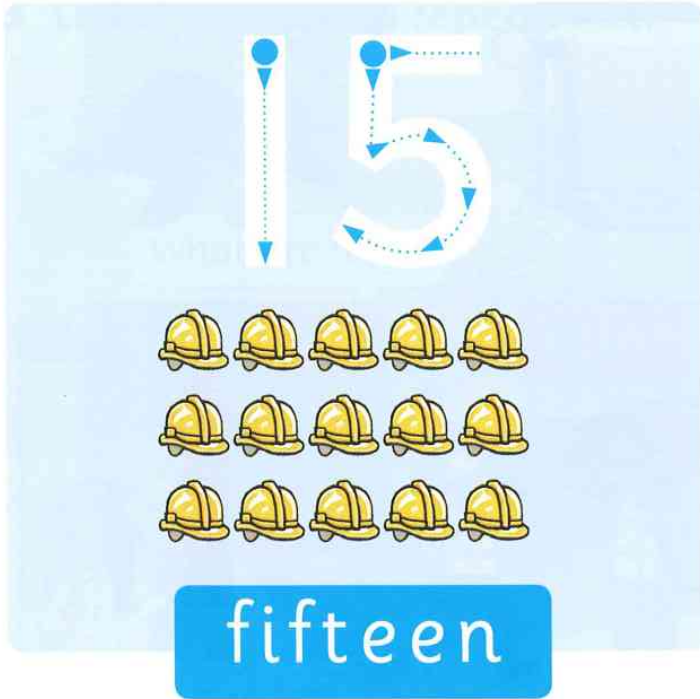
snake

Complete the writing task on page 72 of the Workbook.



1 Listen, trace and repeat.  86

2 Point and sing.  87






fifteen



sixteen



3 Count and add.



+

=

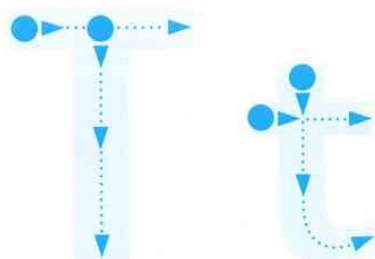



+

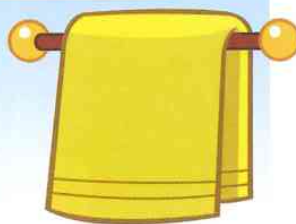
=

Lesson Five Sounds and letters

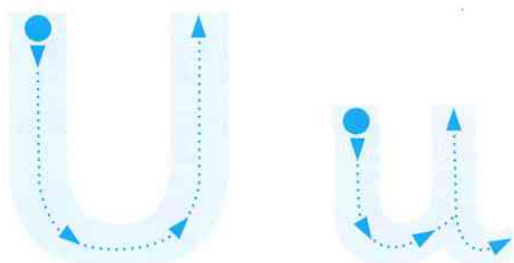
1 Listen, trace and point. Repeat.  88



towel



turtle



umbrella



up



2 Listen and chant.  89

3 Stick and say. 



t



4 Circle the letters *Tt* and *Uu*.


Look at the turtle. It has got a towel.
Look at the umbrella. It goes up.

Complete the writing task on page 72 of the Workbook.



- 1 Listen and read.  90
- 2 Read and say.
- 3 Listen again and repeat. Act.

Are they pupils?



8

I've got a shirt!

Lesson One Words

1 Listen, point and repeat.  91

2 Listen and chant.  92



jumper



shirt



jacket



hat



belt

3 Point and say. Stick the stickers. 



1 Look and say.

Let's learn!



I've got a jacket.



I've got a jumper.

2 Listen and sing. 93

Let's sing!



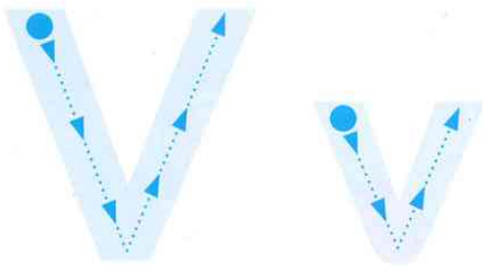


3 Point and say.

I've got a hat.

Lesson Three Sounds and letters

1 Listen, trace and point. Repeat.  94



2 Listen and chant.  95

3 Stick. Then circle the beginning v sound and say. 




I'm V ictor.
I've got a v iolin.



I'm V icky.
I've got a v ase.



4 Join the letter Vv. Help Victor find the violin.



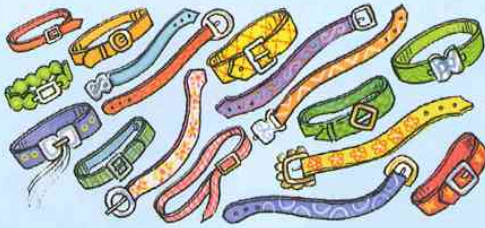
Complete the writing task on page 72 of the Workbook.



1 Listen, trace and repeat. 96

2 Point and sing. 97

17



seventeen

18



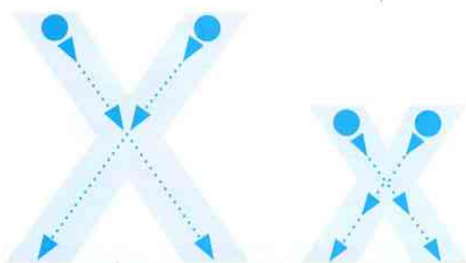

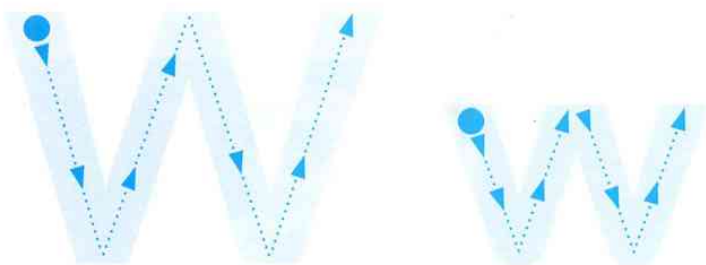
eighteen

3 Circle and say. 17 jumpers, 18 shirts.



Lesson Five Sounds and letters

1 Listen, trace and point. Repeat.  98



2 Listen and chant.  99

3 Stick and say. 



4 Circle the letters Ww and Xx.

She's a woman. It's a wall.




What's this? It's a box. It's a fox.

Complete the writing task on page 72 of the Workbook.



- 1 Listen and read.  100
- 2 Read and say.
- 3 Listen again and repeat. Act.

I've got
a hat!



Lesson One Words

1 Listen, point and repeat. 🎧 101


2 Listen and chant. 🎧 102



raisins



plums



crisps



cakes



milkshake

3 Point and say. Stick the stickers. 📄



1 Look and say.

Let's learn!



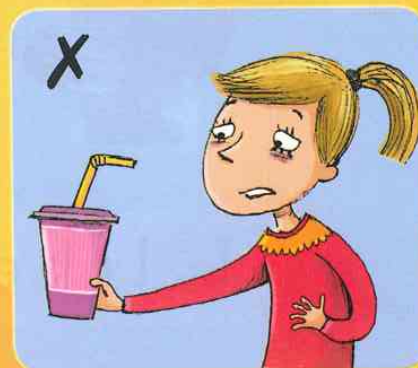

I like raisins.



I don't like crisps.

2 Listen and sing. 103

Let's sing!



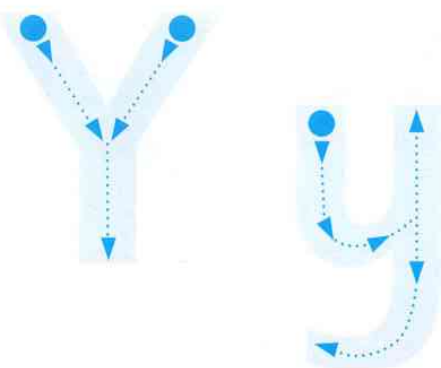
3 Point and say.

I like raisins.

I don't like cakes.

Lesson Three Sounds and letters

1 Listen, trace and point. Repeat.  104



2 Listen and chant.  105

3 Stick. Then circle the beginning y sound and say. 

y



I like y ogurt.

I like my y o-yo.



4 Circle the words that begin with Yy.

umbrella

yes

yo-yo

nose

girl

yellow

juice

yogurt

you


panda

Complete the writing task on page 72 of the Workbook.



1 Listen, trace and repeat.  106

2 Point and sing.  107




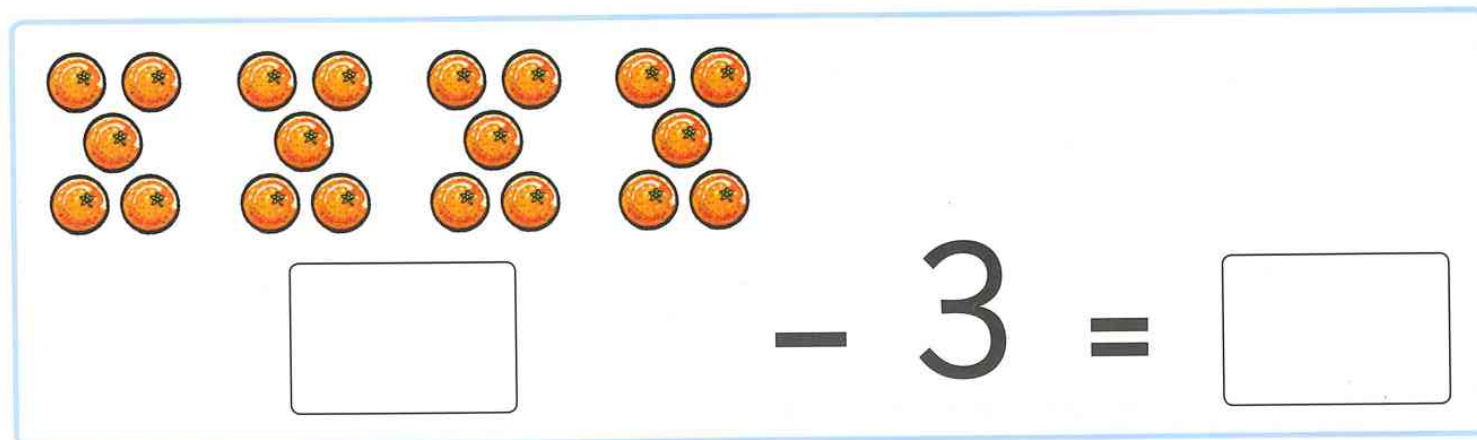
nineteen



twenty

3 Count and take away.



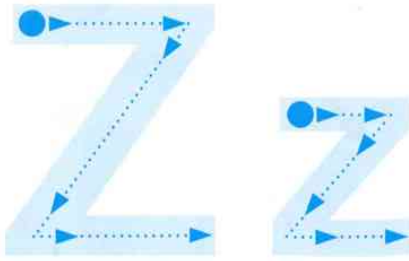


$$- 4 = \boxed{}$$


$$- 3 = \boxed{}$$

Lesson Five Sounds and letters

1 Listen, trace and point. Repeat.  108



2 Listen and chant.  109

3 Stick and say. 



4 Circle the letters Zz.

Zebra, zebra at the zoo.


'Z', says the zebra at the zoo.

Complete the writing task on page 72 of the Workbook.



- 1 Listen and read.  110
- 2 Read and say.
- 3 Listen again and repeat. Act.

I like
cakes!





1 Circle the odd-one-out. Write.

1



waiter



vet



jacket



builder

jacket

2




shirt



cake




hat




belt

3



apple



mango



plum



eighteen

4



jumper



fifteen



sixteen



seventeen


5



zebra



fox



turtle



crisps

2 Point and say.

I've got a shirt.

I like cakes.

I don't like crisps.

3 Circle the beginning sound.

w u x

s z t



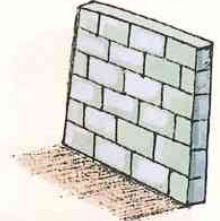
z y v



u z w



t y s




s t w

4 Complete the words.

s w x t y v



__oman



__ogurt




fo__



__ase



__ock



__urtle

5 Look and colour.

My work in Units 7, 8 and 9 is



OK



Good



Excellent

Look and say.

Starter Unit



Rosy



Tim



Billy



hello



goodbye

Unit 1



red



green



blue




black



white


Unit 2




desk




chair



crayon



pencil




notebook


Unit 3



plane



puppet



robot



balloon



teddy

Unit 4



mum



dad



brother



sister




grandpa



grandma

Unit 5



sad



happy



hungry



thirsty



hot



cold


Unit 6



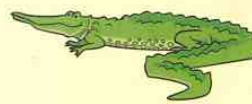
bird



bear



hippo



crocodile

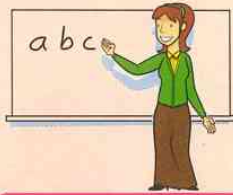


tiger

Unit 7



pupil



teacher



waiter



vet



builder

Unit 8



jumper



shirt



jacket



hat

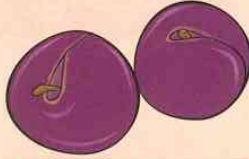


belt

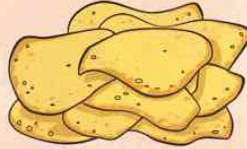
Unit 9



raisins



plums



crisps



cakes



milkshake

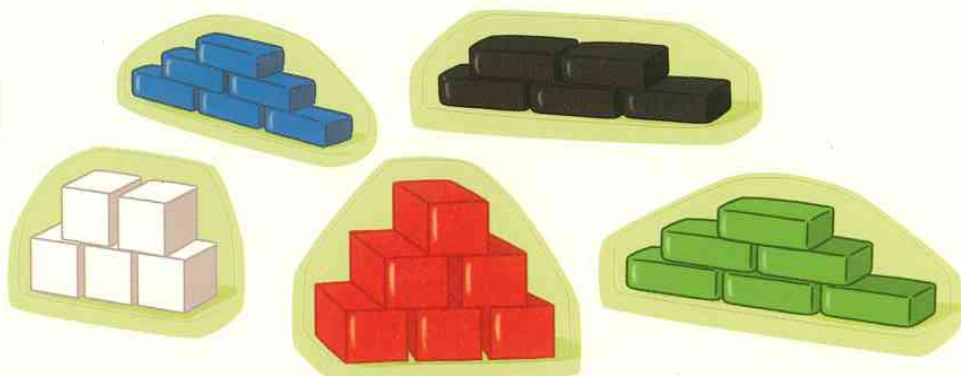


Starter



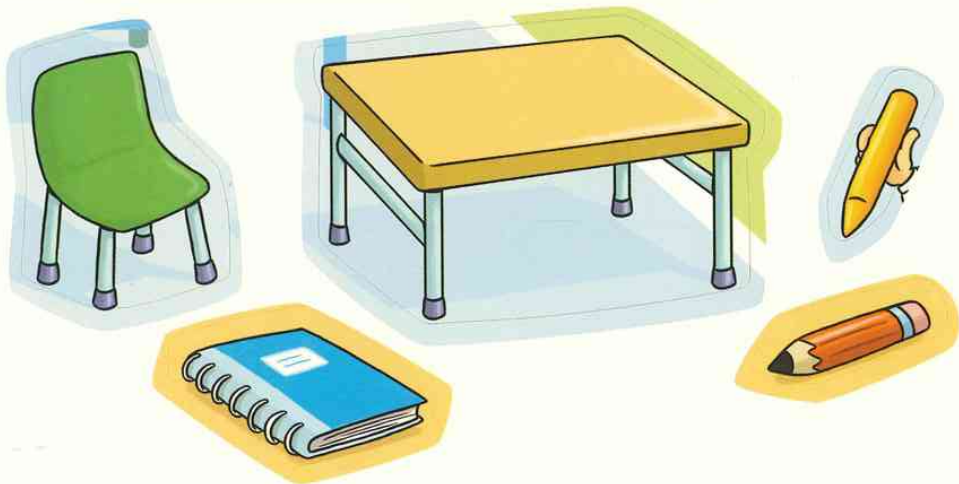
A a b

1




c	c	c
d	d	

2



E	e	e
e	f	f

3



g	g
h	i

4

mum

dad

grandma

grandpa

brother

sister

J

j

j

k

l

5

hot

cold

sad

happy

thirsty

hungry

m

m

n

o

6

bird

bear

hippo

crocodile

tiger

P

p

p

q

r

7

pupil

teacher

waiter

vet

builder

s

s

t

u

8

jumper

shirt

jacket

hat

belt

V

v

v

x

w

9

raisins

plums

crisps

cakes

milkshake

y

y

y

z

z